

Office of Human Research Ethics (OHRE)

2019 Metrics

Table 1. Number of applications reviewed and maintained in 2019.

	Non-Medical Research Ethics Board (REB)	Health Sciences Research Ethics Board (REB)	Total
Active Studies	884	2542	3426
New Applications	409	765	1174
		<i>Delegated Level 1</i>	209
		<i>Delegated Level 2</i>	336
		<i>Full Board</i>	236
Student Applications	236	333	569
Amendments	366	1411	1,777

Table 2. Number of workdays from submission to approval and number of recommendation rounds.

	Non-Medical REB	Health Sciences REB
Days to Initial Approval*	29	49
Full Board v Delegated*		<i>Full Board: 72 Delegated: 43</i>
Days to Amendment Approval	4	10
Average Number of recommendation rounds (initial review)	2	3

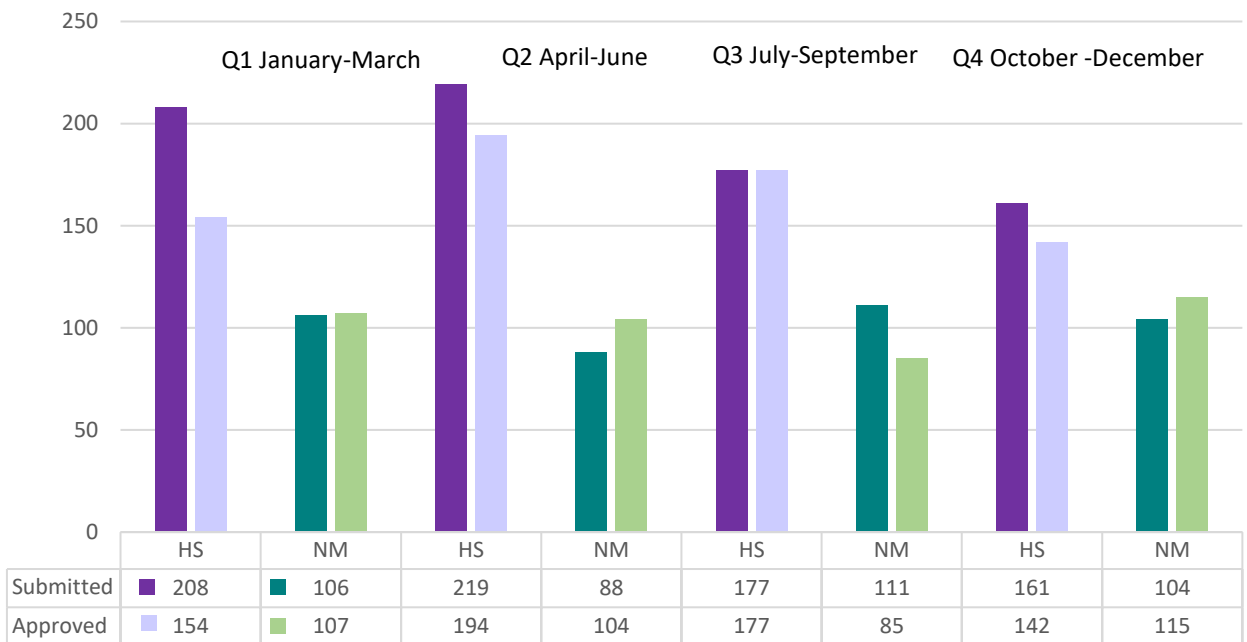


Figure 1. Number of applications submitted and approved in 2019



Figure 2. Time to first recommendations and time to approval.

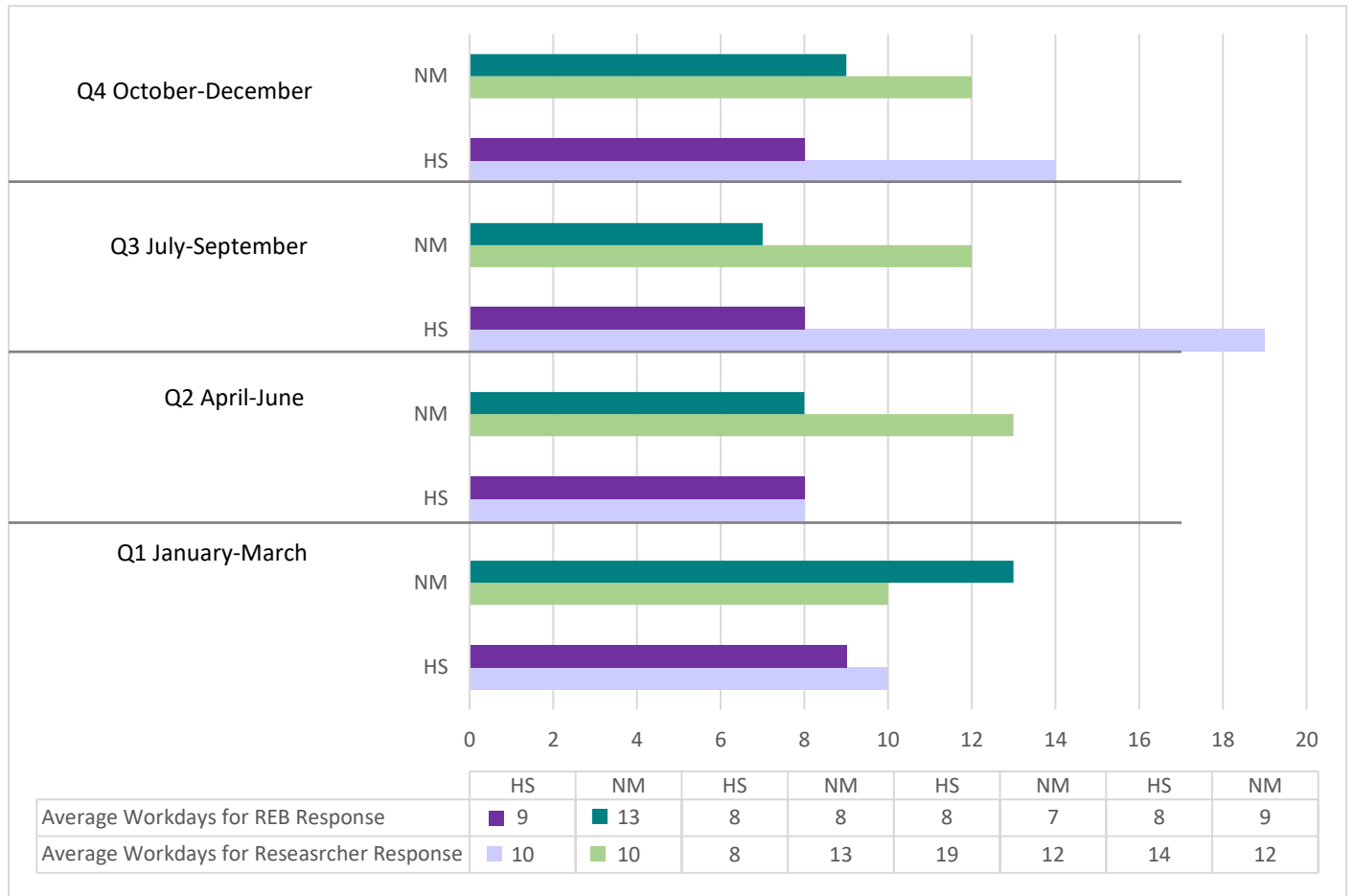
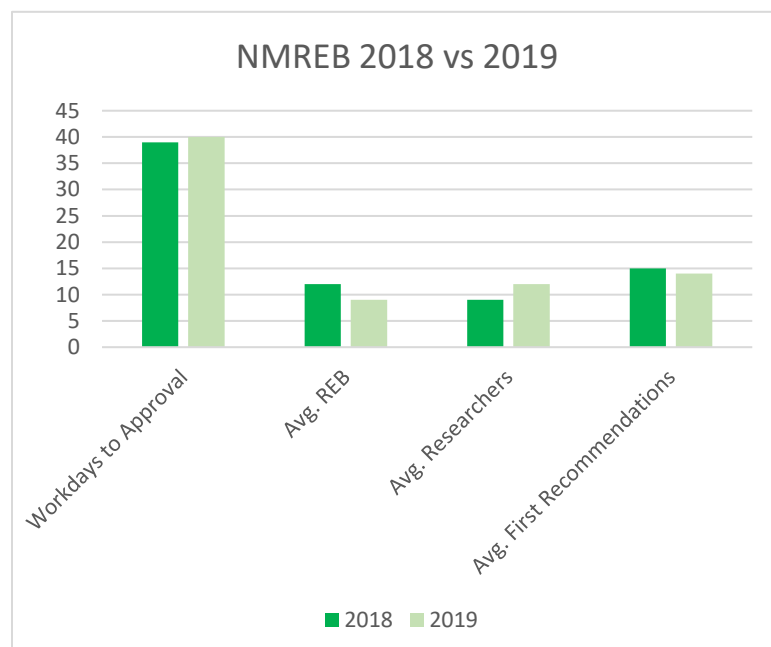
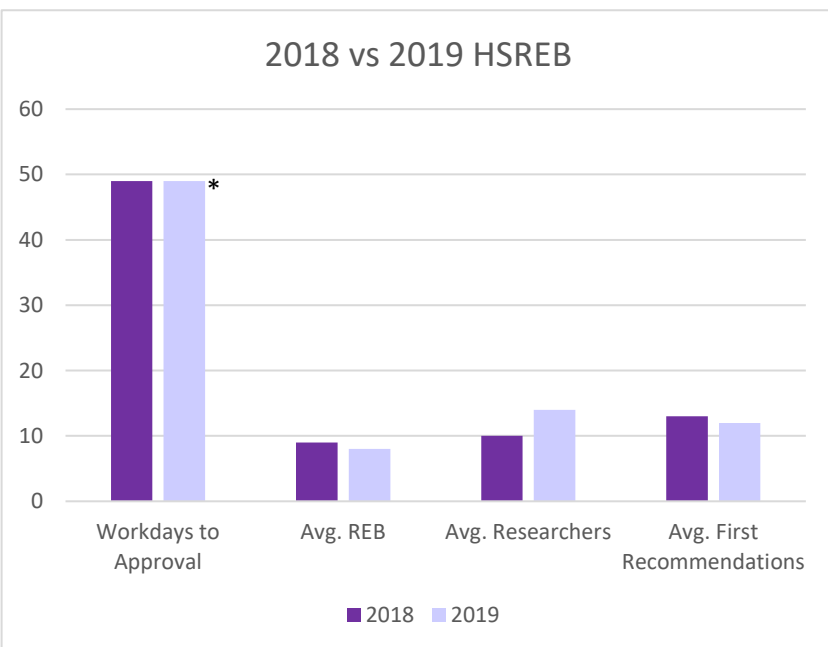


Figure 3. Researcher vs REB response times



HSREB Submissions and Approvals by Department

	Q1		Q2		Q3		Q4		2019	
	submitted	approved	submitted	approved	submitted	approved	submitted	approved	total sub	total approved
	208	154	219	194	177	177	161	142	765	667
Arts & Humanities-Womens Studies							1		1	0
Brescia-School of Behavioural & Social Sci.									0	0
Brescia-School of Food & Nutritional Sci.	6	3	1	5		2	4	1	11	11
Brescia - Leadership and Social Change							1	1	1	1
Education	2	2	2	2		1	1	1	5	6
Engineering -Electrical and Computer Engineering				1					0	1
Engineering -Mechanical and Materials Engineering			1	1	1		1		3	1
FIMS-Library and Information Science									0	0
Health Science-CSD	5	5	4	5	1	3	2	2	12	15
Health Science-Health & Rehabilitation Sciences	1		8	1	3	4	8	7	20	12
Health Science-Health Studies	4	1	2	4	2	2	1	1	9	8
Health Science-Kinesiology	10	4	6	9	8	9	7	5	31	27
Health Science-Nursing	5	4	6	9	4	1	1	3	16	17
Health Science-Occupational Therapy	1	4	1						2	4
Health Science-Physical Therapy	4	7	3	4	2	2	3	2	12	15
Law-JD Program									0	0
Paeds-Gastroenterology									0	0
Paeds-Genetics									0	0
Richard Ivey School of Business-Ivey	1		1				1	1	3	1
Robarts									0	0
Schulich-Anatomy & Cell Biology	1		1		3		1	2	5	3
Schulich-Anesthesia & Perioperative Medicine	2	2	4	3	5	2	4	3	15	10
Schulich-Biochemistry			1				1		2	0
Schulich-Clinical Neurological Sciences	21	4	17	17	24	23	9	14	71	58
Schulich-Dentistry	2		1	1	1				3	2
Schulich-Epidemiology & Biostatistics	1	2	1	2	2	1	1		4	6
Schulich-Family Medicine	10	6	5	5	6	7	10	3	31	21
Schulich-Medical Biophysics	4	3	1		4	3	5	2	14	8
Schulich-Medical Imaging	7	3	4	5	4	5	4	3	19	16
Schulich-Medicine	42	31	56	48	23	36	38	26	159	141
Schulich-Microbiology and Immunology	1	1	2	1	1	4	1	1	5	7
Schulich-Obstetrics & Gynaecology	2	1	1	3	1	2	2	1	6	7
Schulich-Oncology	6	7	6	7	12	6	5	8	29	28
Schulich-Ophthalmology		2	5	2	5	3	2	4	12	11
Schulich-Otolaryngology Head and Neck Surgery	3	5	5	1	2	4	3	3	13	13
Schulich-Paediatrics	11	7	15	12	22	14	11	13	59	46
Schulich-Pathology & Laboratory Medicine	5	2	4	3	1	3	5	1	15	9
Schulich-Physical Medicine & Rehabilitation			5	1	1	3	2	1	8	5
Schulich-Psychiatry	8	10	6	3	4	5	1		18	19
Schulich-Surgery	40	26	35	31	27	24	20	22	122	103
Science-Computer Science					1		1		1	1
Science-Statistical and Actuarial Sciences					1	1			1	1
Social Scie. - Anthropology			1	1					1	1
Social Sci.-Psychology	4	6	6	3	5	5	6	5	21	19
Social Sci.-Neuroscience	3	2	1		1		1		5	3
No Affiliation (Lawson exception or blank)	6		3	2	1	1	3		10	6

NMREB Submissions and Approvals by Department

	Q1		Q2		Q3		Q4		2019	
	submitted	approved	submitted	approved	submitted	approved	submitted	approved	Total Sub	Total App
	106	107	88	105	111	85	104	114	409	411
Student Applications	53	61	52	57	66	49	65	64	236	231
Arts and Humanities	7	0	6	7	13	5	4	9	30	21
Arts & Humanities - English			4		1	2	1	1	6	3
Arts & Humanities-French Studies	1		1	2	2	1	1	1	4	4
Arts & Humanities-Linguistics Program	2				3	1		2	3	5
Arts & Humanities-Modern Languages & Literature	3	3	1	2	2		2	2	6	7
Arts & Humanities-Philosophy							1		1	0
Arts & Humanities-Visual Arts	1						1		2	0
Arts & Humanities-Womens Studies	2	4	3		4	1	1	2	7	10
Arts & Humanities-Centre for Theory					1			1	1	1
Brescia-School of Behavioural & Social Sci.			1	1					1	1
Brescia-School of Food and Nutrition	1	3					2		3	3
Brescia-Leadership and Social Change							1	1	1	1
Don Wright Faculty of Music-Music Education	5		1	4	3	2	2	4	11	10
Engineering -Mechanical and Materials Engineering	11	13	6	8	16	13	12	16	45	50
FIMS-Health Information Sciences	1								1	0
FIMS-Library and Information Science							1	1	1	1
FIMS-Media Studies	2	3	4	2	1	2	2		7	9
FIMS-Media, Information & Technoculture	2	1	1						2	2
Health Science-CSD	1		1		2	2	1		3	5
Health Science	12	12	11	13	19	14	17	14	59	53
Health Science-Health & Rehabilitation Sciences	1	3	1		1				2	4
Health Science-Health Studies	3	3	2	1	2	2	2	1	9	7
Health Science-Kinesiology	2	3	3	4	4	2	1	3	10	12
Health Science-Nursing	2	2	4	4	6	3	5	5	17	14
Health Science-Occupational Therapy	5	3	1	3	3	3	3	2	12	11
Law-Buisness Law	1		1	1	4	4	6	3	11	9
Law-JD Program							1	1	1	1
N/A	1		1		1		1		1	2
Richard Ivey School of Business-Ivey	3	5	12	12	14	8	11	16	40	41
Schulich	2	0	3	6	2	3	4	2	11	11
Schulich-Anatomy & Cell Biology	2		1	2	2	2	3	2	8	6
Schulich-Epidemiology & Biostatistics	2		2	3	1		1		5	4
Schulich-Medicine-Clinical Immunology & Allergy			1						0	1
Schulich-Pathology & Laboratory Medicine			2	2					2	2
Schulich-Psychiatry			2	1					2	1
Science-Biology					1		1		1	1
Science-Earth Science							1	1	1	1
Science-Chemistry	1								1	0
Social Science	55	55	36	45	40	32	47	45	178	177
Social Sci.-Anthropology	5	2	2	7			2	1	9	10
Social Sci.-DAN MOS	5	6	3	5	1		9	6	18	17
Social Sci.-Economics	1		1	1					2	1
Social Sci.-First Nations Studies	2	1	1	1	1				3	3
Social Sci.-Geography	4	5	9	5	2	6	3	3	18	19
Social Sci.-History	3	2	1	1	2	2	1	1	7	6
Social Sci.-Migration and Ethnic Relations	2	3							2	3
Social Sci.-Political Science	8	3	2	9	2	1	1	1	13	14
Social Sci.-Psychology	21	28	14	12	30	19	28	30	93	89
Social Sci.-Sociology	4	5	3	4	3	3	3	3	13	15
Western Libraries			1		1				1	1