
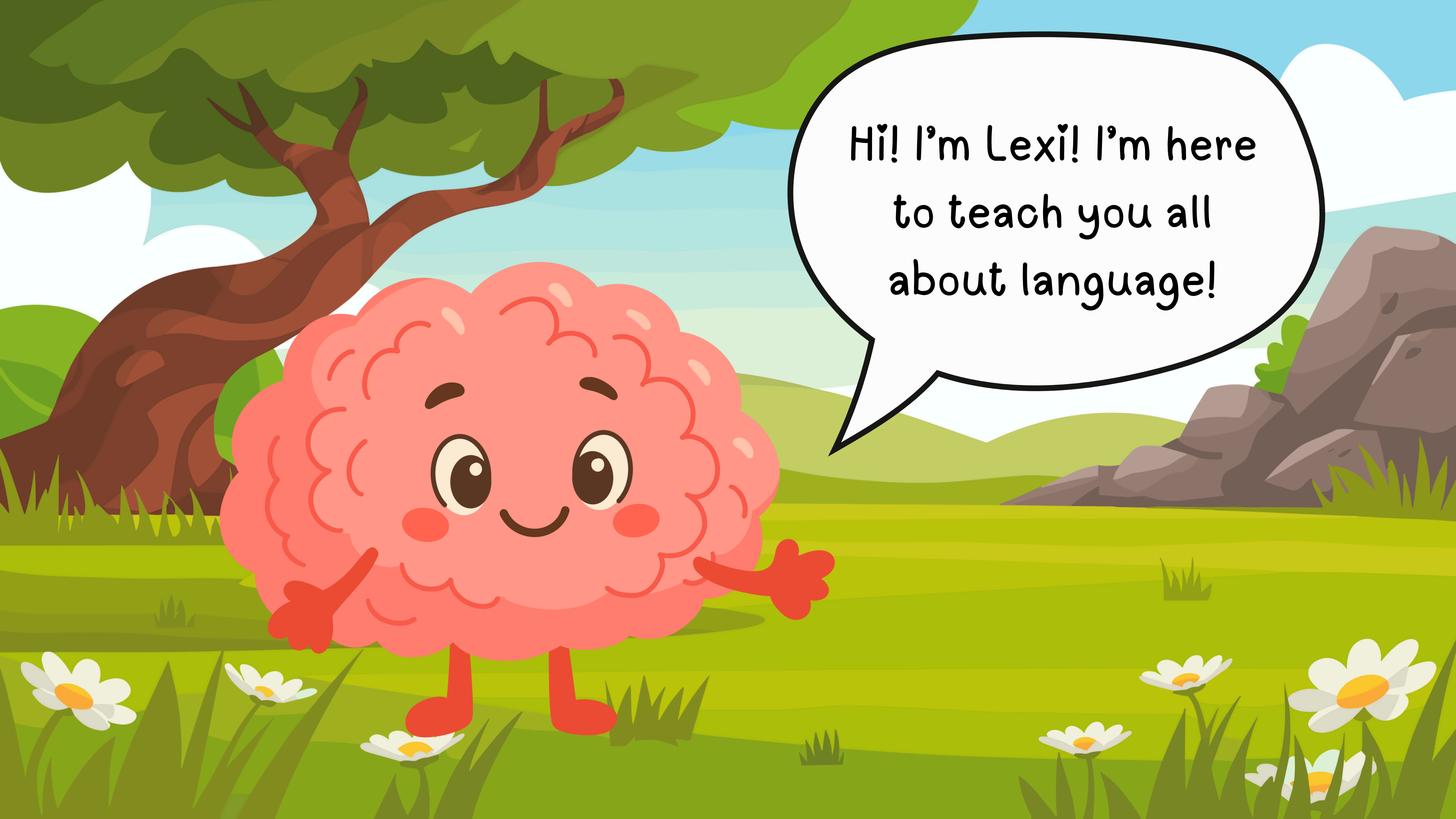


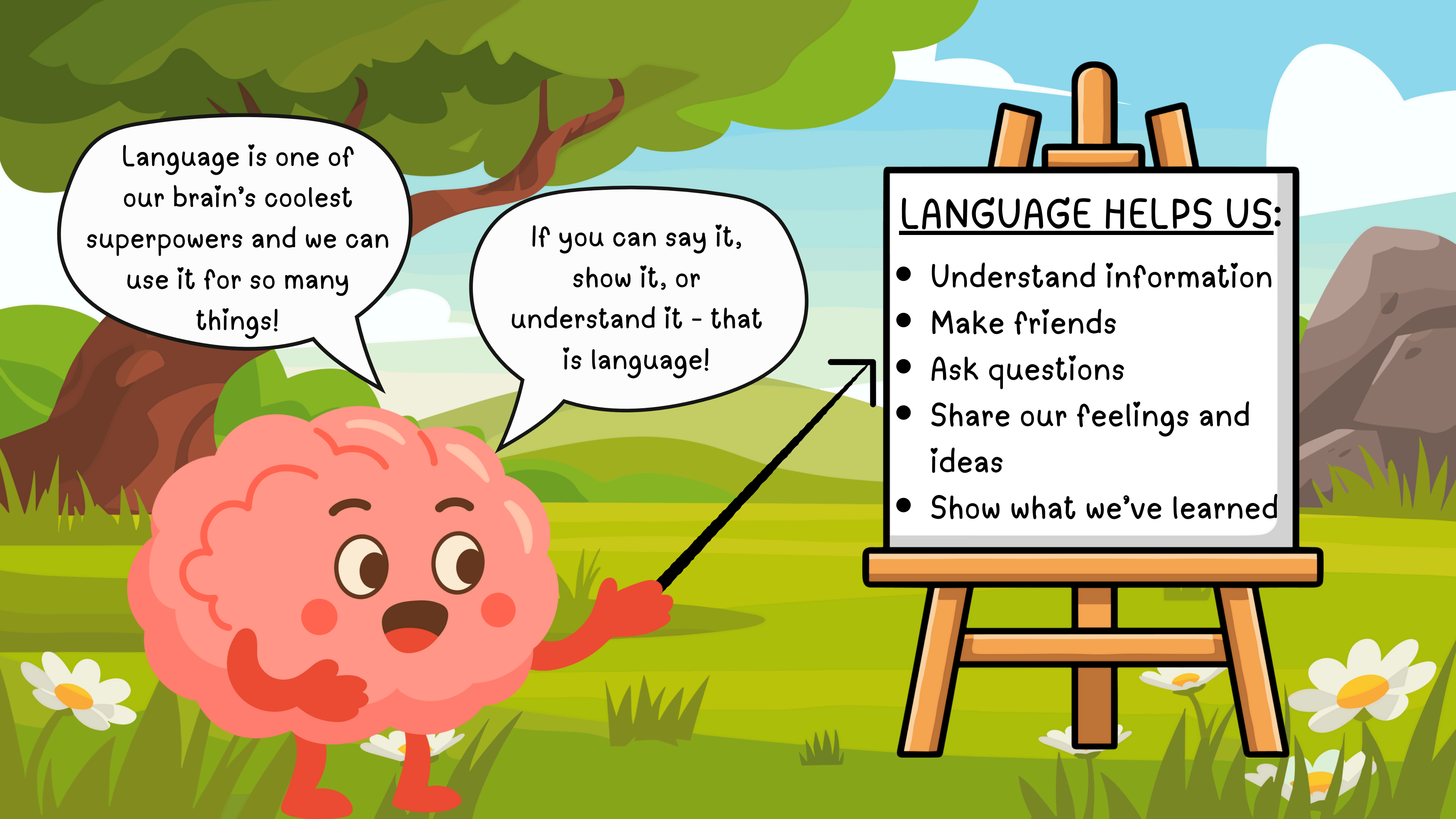
MEET YOUR LANGUAGE BRAIN



By: Madison Sadler

A vibrant, cartoon-style illustration of a pink brain character with a friendly face, large eyes, and a smile. The brain has small red arms and legs, and it is standing in a lush green field with several white daisies. In the background, there is a large, leafy green tree on the left and a rocky outcrop on the right under a blue sky with white clouds. A speech bubble originates from the brain, containing the text:

Hi! I'm Lexi! I'm here
to teach you all
about language!



Language is one of
our brain's coolest
superpowers and we can
use it for so many
things!


If you can say it,
show it, or
understand it - that
is language!

LANGUAGE HELPS US:

- Understand information
- Make friends
- Ask questions
- Share our feelings and ideas
- Show what we've learned

Think of it like a conveyer belt that helps ideas travel from your brain to someone else's, and from someone else's brain back to yours! You use that conveyer belt all day every day!





You probably don't
even notice all the
times you use
lanague!

And it's way
more than just talking!
Check out all these ways
you can use it!

- Talking
- Listening
- Words and sentences
- Writing
- Understanding stories
- Gestures (like waving)
- Facial expressions (like smiling or frowning)
- Using a tablet/picture board



Language uses many different parts of our brain, and they all work together!

Some parts help you listen, some parts help you understand, some parts help you talk, and some parts help you find the right words!

The **blue** area of your brain helps you to talk

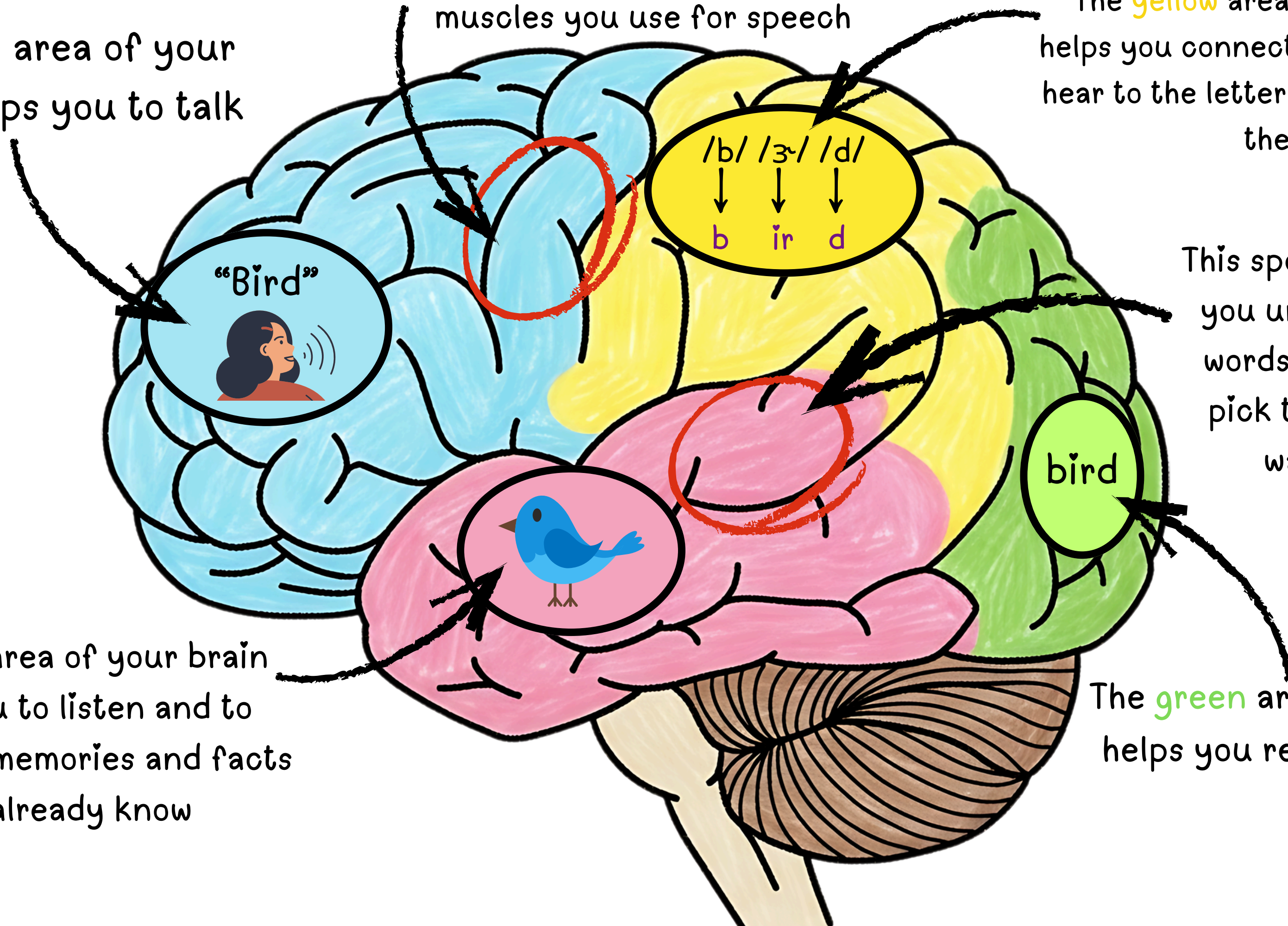
This special area controls the muscles you use for speech

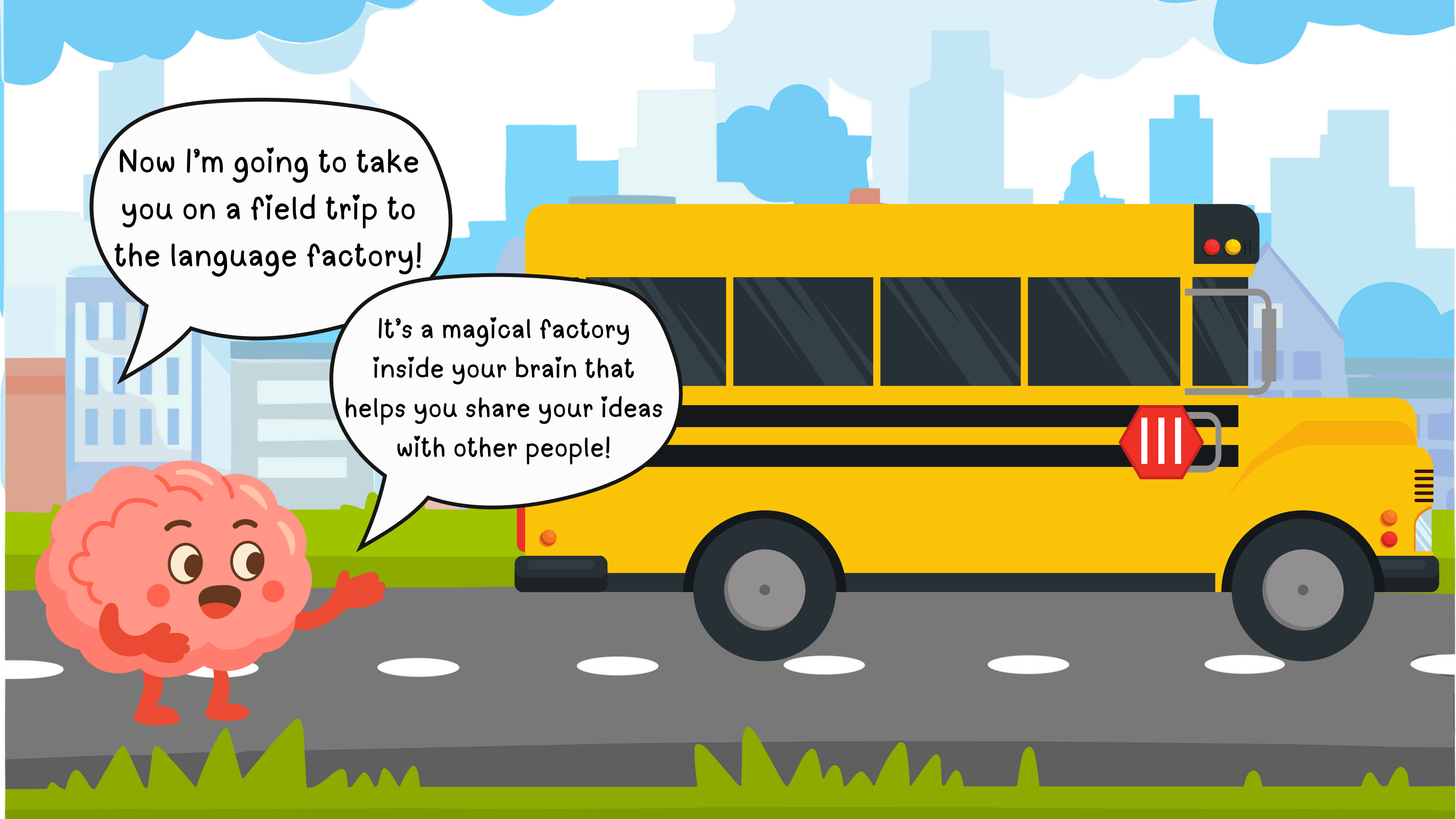
The **yellow** area of your brain helps you connect the sounds you hear to the letters that represent them

This special area helps you understand the words you hear and pick the words you want to say

The **pink** area of your brain helps you to listen and to remember memories and facts you already know

The **green** area of your brain helps you recognize letters






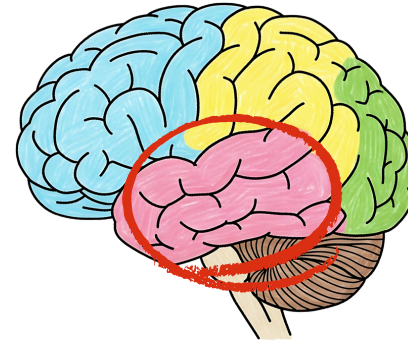
Now I'm going to take
you on a field trip to
the language factory!

It's a magical factory
inside your brain that
helps you share your ideas
with other people!


Welcome to the
Language
Factory!




Idea Library



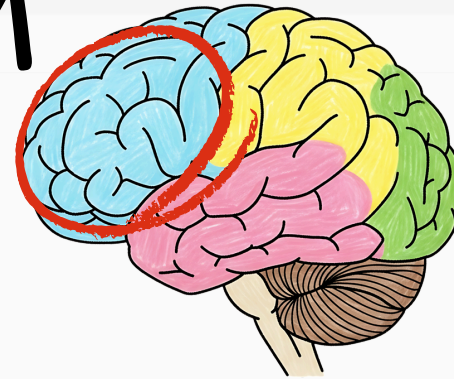
This is where your ideas come from! It's like a library where your brain stores words, memories, and everything you know about the world!



Now the idea moves to
the planning room...




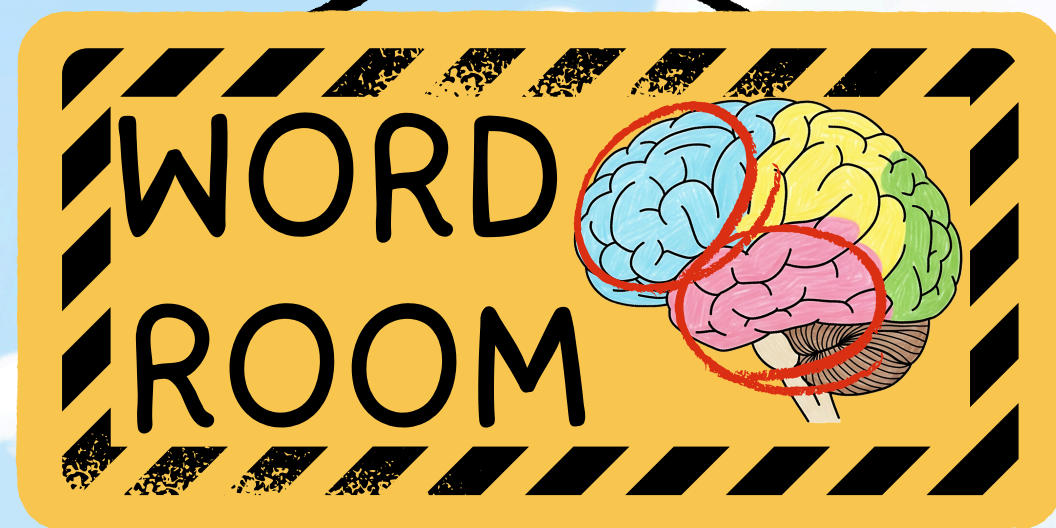
PLANNING ROOM



Your planning room helps you decide what to say, stay focused, and choose the best words!


Now the plan travels to
the workers in the word
room...



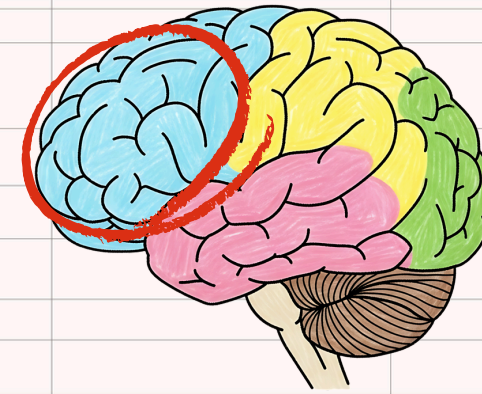


This room is like a construction site! Your brain puts words in order, and uses sounds and grammar to build a sentence


Now the words travel to
the speaking room...



SPEAKING ROOM



You can use your voice, your gestures or your communication device to share your ideas so others can understand you


A cartoon brain character with a pink, cloud-like body and red limbs stands in a grassy field. It has large, expressive eyes and a surprised expression. A speech bubble points to it from the right. The background features a large green tree on the left, rolling green hills, a blue sky with white clouds, and a rocky outcrop on the right. Several white daisies with yellow centers are scattered in the foreground.


Now that we took a tour of
the language factory, I'm
going to introduce you to
some of the workers in
charge of brain skills that
help with language!



Ahoy!
I'm captain focus and I help
you with something called
attention! That means I help
you keep your stories on
track!

Hello there. I am Remember
Robot. I help you with
memory of things you know.
That means I help you store
the words you know,
memories and facts.







Hola! I'm Brain Backpack! I
help you with working
memory. That means I hold
your ideas so you don't forget
them while you get ready to
share them!



What's up! I'm Stop and Think Guard! I help you with inhibition. That means I help you wait for the right word for your sentence!


Hiya! I'm Switcheroo!
I help you with flexibility!
That means I can help you
find a different word when
one won't come.

If one way doesn't
work I can help you
find a new way, just
like in a maze!



Hey! We're the sound
squad!
We help you make sure the
sounds come out in the right
order when you talk!



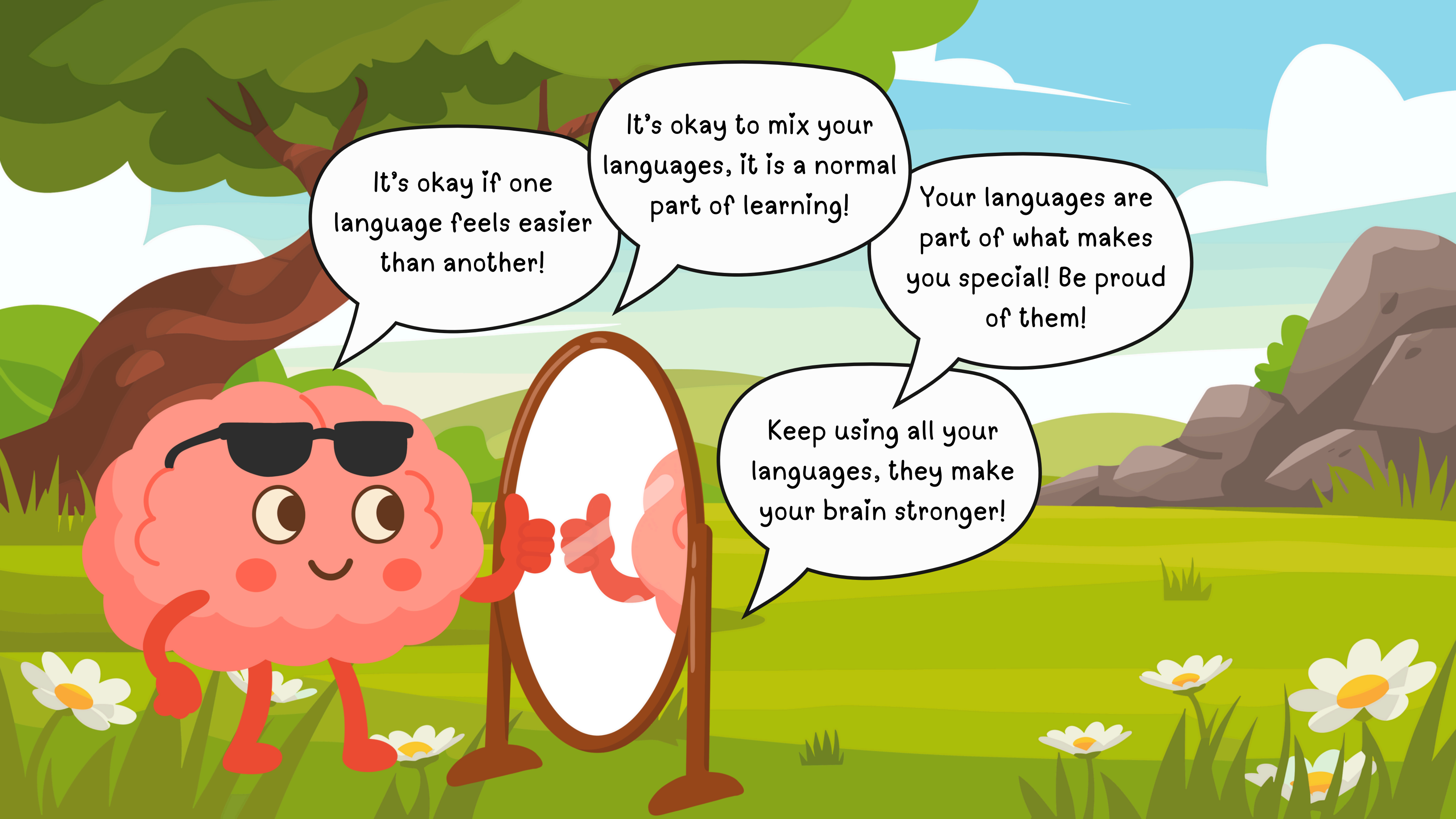


Some people know more than one language, which is called multilingualism. It's super cool!

Multilingualism means that you use more than one language, and your brain can switch between them like flicking a light switch.

Multilingual brains are strong and flexible!

Your language factory has more rooms when you know more than one language. You have different idea rooms and word rooms for each language you know, but all your languages share the same planning room and idea room!

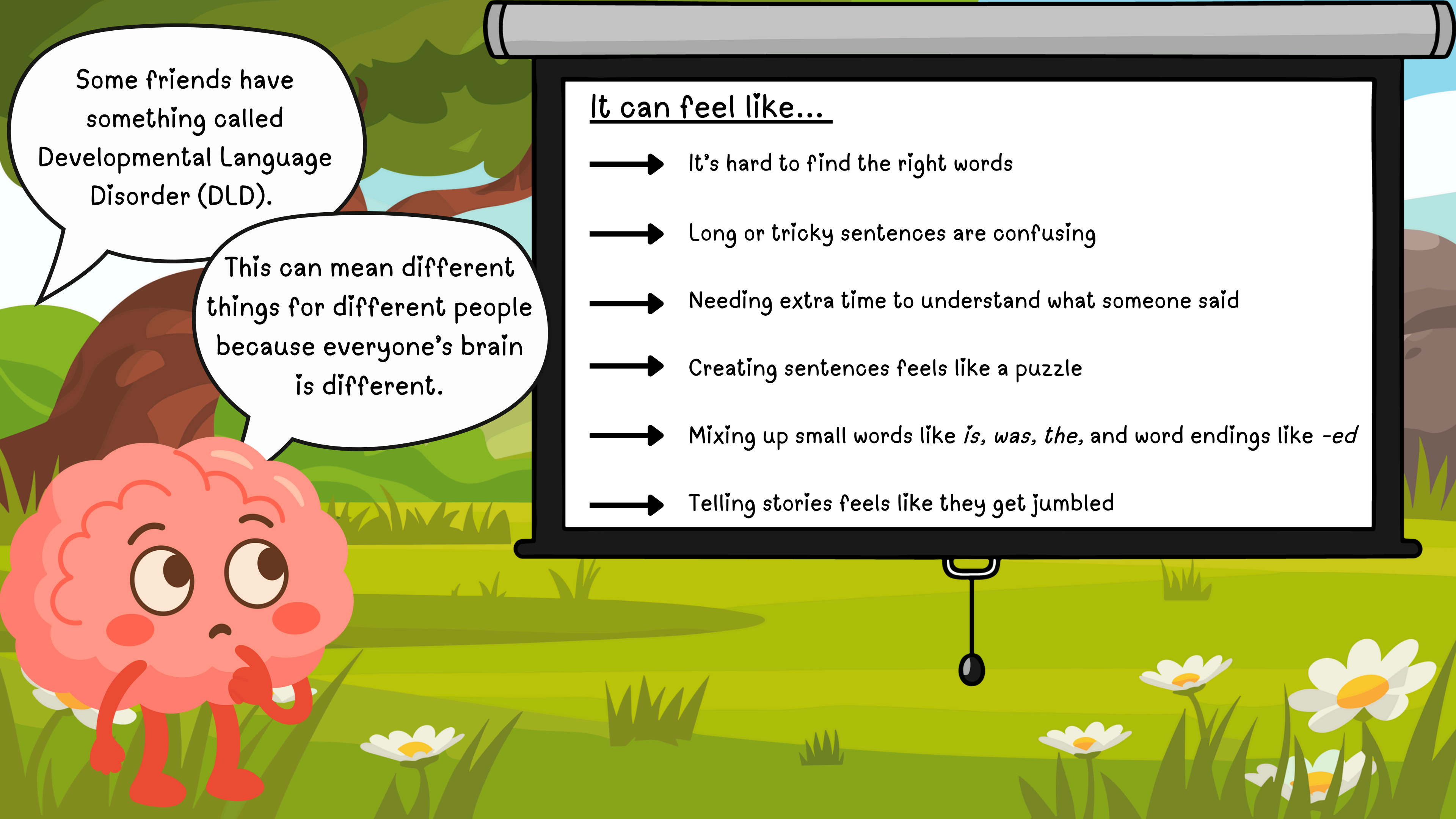


It's okay if one language feels easier than another!

It's okay to mix your languages, it is a normal part of learning!

Your languages are part of what makes you special! Be proud of them!

Keep using all your languages, they make your brain stronger!



Some friends have something called Developmental Language Disorder (DLD).

This can mean different things for different people because everyone's brain is different.

It can feel like...

- It's hard to find the right words
- Long or tricky sentences are confusing
- Needing extra time to understand what someone said
- Creating sentences feels like a puzzle
- Mixing up small words like *is*, *was*, *the*, and word endings like *-ed*
- Telling stories feels like they get jumbled

What DLD doesn't mean...

- It doesn't mean that you aren't smart
- It doesn't mean that you won't learn
- It is not caused by speaking more than one language
- It is not your fault

Extra time to think and answer, clear explanations, practice with new words, and visuals or gestures are all some things that can help!





Some friends have
something called
Dyslexia

It can feel like...

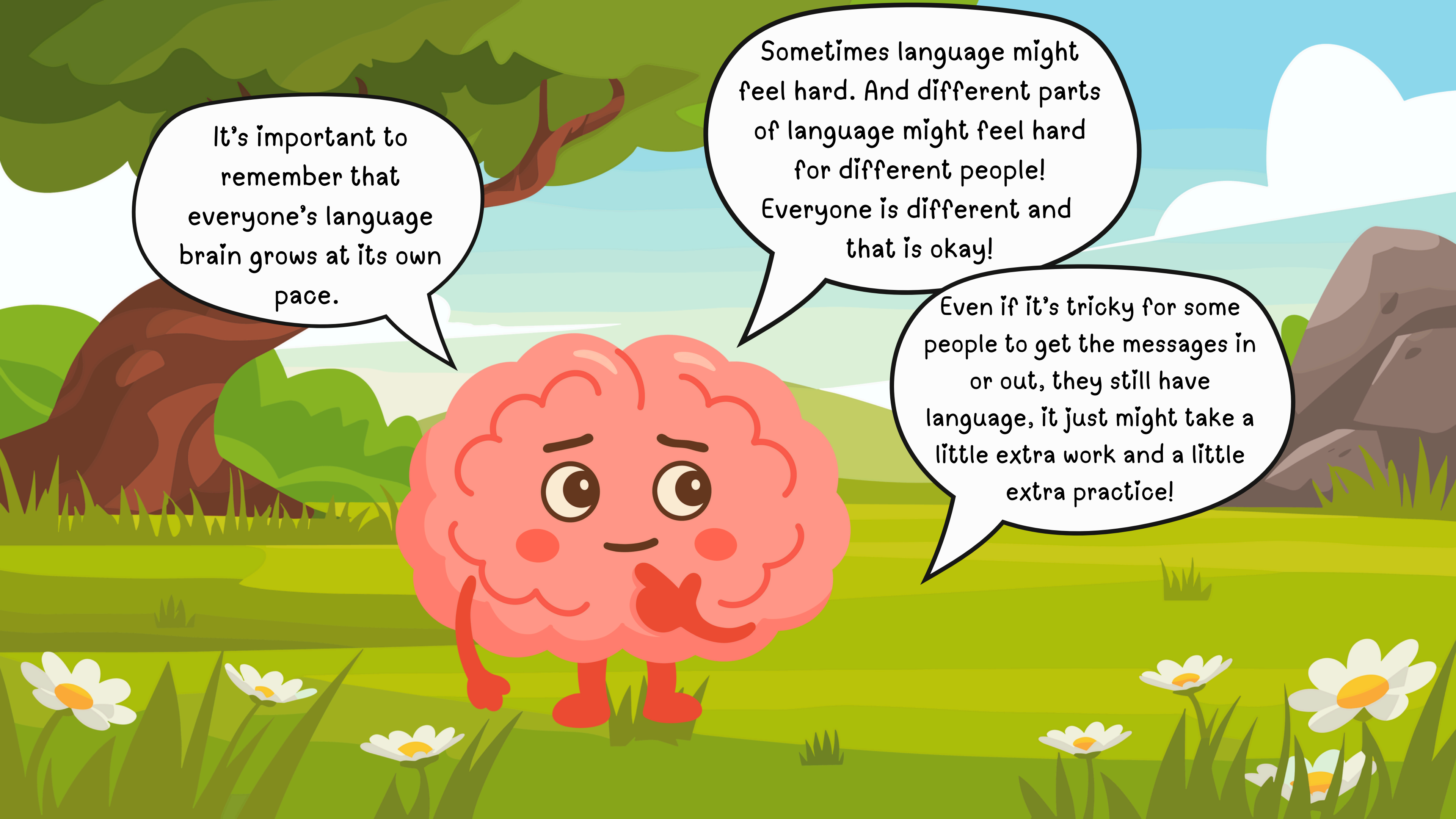
- ➔ Sounds in words are tricky to hear or pull apart
- ➔ Reading feels slow or bumpy
- ➔ Spelling feels like a guessing game
- ➔ Long words get mixed up
- ➔ Letters don't want to stick in your memory

What Dyslexia doesn't mean...

- ➔ It doesn't mean that you aren't smart
- ➔ It doesn't mean that you can't learn to read
- ➔ It is not caused by speaking more than one language
- ➔ It is not your fault

Teaching that breaks words into sounds, lots of chances to practice, extra time, and clear steps for reading and spelling are all things that can help!






It's important to
remember that
everyone's language
brain grows at its own
pace.


Sometimes language might
feel hard. And different parts
of language might feel hard
for different people!
Everyone is different and
that is okay!

Even if it's tricky for some
people to get the messages in
or out, they still have
language, it just might take a
little extra work and a little
extra practice!



Here's one easy way to think about some language difficulties.

- ➔ If ideas are easy but words get stuck, the Word Room needs some extra help
- ➔ If you lose your sentence halfway through then Brain Backpack is full
- ➔ If you say things before you mean to then Stop-and-Think Guard might be snoozing
- ➔ If speech sounds are tricky then the Sound Squad needs some extra practice time



If language feels tricky
for you there are
people who can help!


A Speech Language
Pathologist (SLP) is someone
who can teach you tools to
help your language brain, like
word finding tricks, listening
strategies, memory helpers
and story telling steps

An SLP can help:

- Add tools to your word room
- Help your planning room stay strong
- Make the stop-and-think guard faster
- Add words to your idea library
- Help the sound squad to keep talking smooth
- Help you build your confidence

TOOLS THAT HELP MY BRAIN

Trying a
different way



Hearing
things again




Visuals

Extra time



Breaking big
ideas into
small parts



MY LANGUAGE TOOLBOX

Different tools help
different brains,
and that's okay!

WORD AND READING TOOLS



Reading with
someone



Sound it out
strategies

Text to speech



Audiobooks



Word banks

Spell check



Sentence
starters



TOOLS TO SHARE MY IDEAS



Pictures or
symbols

My hands (signs
or gestures)



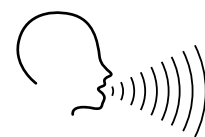
Writing or
drawing



My AAC or
communication board



My voice



MULTILINGUAL TOOLS



Talking in the language that feels easiest




Using all my languages

Switching languages when I need to



Learning from family and community



MY LANGUAGE TOOLBOX

My toolbox helps my ideas shine!

FEELINGS AND CONFIDENCE TOOLS

It's okay to ask for help

I don't have to be perfect



Everyone's brain learns in its own way



Breaks when I need them



Mistakes help us learn



PEOPLE TOOLS

SLPs




Teachers who explain things clearly

People who believe in me




Friends who are patient



Family who listen



A cartoon brain character with a pink, cloud-like body and a brown, tree-like trunk. It has large, expressive eyes, red cheeks, and a wide smile. It is standing in a green field with white daisies. In the background, there is a large green tree on the left, rolling green hills, and a rocky outcrop on the right under a blue sky with white clouds. A speech bubble is positioned to the right of the brain.

That's the end of our
lesson! Thanks for
learning with me, I
had a blast!

Continue on for printable worksheets
and colouring pages!



Certificate of

ACHIEVEMENT

This certificate celebrates:

I KNOW MY LANGUAGE BRAIN!

Date:



CIRCLE THE WAYS YOU USED LANGUAGE TODAY

Pointing

Singing

Telling someone
something

Answering a
question

Signing

Following
directions

Writing

Texting/typing

Asking a
question

Using
picture boards

Telling a
story

Reading

Playing with
a friend

Listening to
my teacher

Using my
voice

Waving
hi/bye

Can you think of
any other ways
you used language
today?

SHOW A TIME WHEN YOU USED LANGUAGE



SKILLS I'M GREAT AT:



SKILLS I NEED TO PRACTICE:



MY LANGUAGE GOALS:

1. _____

2. _____

3. _____


4. _____

5. _____







CAPTAIN FOCUS




REMEMBER ROBOT



BRAIN BACKPACK



STOP AND THINK GUARD



SWITCHEROO



SOUND SQUAD

References

Archibald, L (2025, September 17). *What is DLD* [Lecture notes, PowerPoint slides].

Archibald, L (2025, September 19). Unit 2.1 Summary Slides [Lecture notes, PowerPoint slides].

Archibald, L (2025, October 8). Unit 2.3 Summary Slides [Lecture notes, PowerPoint slides].

Archibald, L (2025, October 15). DLD1 [Lecture notes, PowerPoint slides].

Archibald, L (2025, October 15). Unit 3.1 Summary Slides [Lecture notes, PowerPoint slides].

Archibald, L (2025, October 15). Working Memory Language Assessment [Lecture notes, PowerPoint slides].

Archibald, L (2025, October 22). Unit 3.5 Summary Slides [Lecture notes, PowerPoint slides].

Archibald, L (2025, November 5). Unit 4.2 Summary Slides [Lecture notes, PowerPoint slides].