


Syllabus

GSWS 3320F: Introduction to Gender and Feminist Methodology


Draft Course Outline for Fall 2022

1. Contact Information

| | | | |
|---|--------------------------|---|---------------------|
|  | Course Instructor | Contact Information | Office Hours |
| | Susan Knabe | sknabe@uwo.ca FNB 2050 ext 88497 | Monday 11:30-12:30 |

2. Course Overview and Important Dates:

| | | | |
|----------------------|-----------------|------------|-------------|
| Delivery Mode | Location | Day | Time |
| In-person | FNB 4070 | Thursday | 10:30 -1:30 |


 Details about design and delivery of the course are listed below in Section 6

| | | | | |
|----------------------|---------------------|--------------------|---------------------|--------------------|
| Classes Start | Reading Week | Classes End | Study day(s) | Exam Period |
| September 8 | Oct 31 - 6 | December 8 | December 9 | December 10 - 21 |

* November 12, 2022: Last day to drop a first-term half course or a first-term full course without penalty

In the event of a COVID-19 resurgence during the course that necessitates the course delivery moving away from face-to-face interaction, all remaining course content will be delivered entirely online, either synchronously (i.e., at the times indicated in the timetable) or asynchronously (e.g., posted on OWL for students to view at their convenience). The grading scheme will not change. Any remaining assessments will also be conducted online as determined by the course instructor.

3. Office Hours:

- 
- Office hours will be held face to face Monday 11:30 -12:30 in FNB 2050
 - By appointment, remotely via zoom

 Mask

Students will be expected to wear triple layer non-medical masks at all times in the classroom as per university policy and public health directives. Students who are unable to wear a mask for medical reasons should seek accommodation through [Accessible Education](#).

4. Resources



5. Course Description and Design

This course introduces students to gender studies and feminist research methodologies from a variety of disciplinary traditions and theoretical perspectives. Students will learn about and begin to apply specific methodological issues, including ethics, archival work, researcher positionality, and the practices and politics of data collection, interpretation, and reporting.

Prerequisite: GSWS 2220E or permission of the department

Unless you have either the prerequisites for this course or written special permission from your Dean to enrol in it, you will be removed from this course and it will be deleted from your record. This decision may not be appealed. You will receive no adjustment to your fees in the event that you are dropped from a course for failing to have the necessary prerequisites.

- Attendance at face to face or synchronous sessions is required
-
- Students are expected to obtain course material for missed classes from a classmat.

All course material will be posted to OWL: <http://owl.uwo.ca>. Any changes will be indicated on the OWL site and discussed with the class.

If students need assistance, they can seek support on the [OWL Help page](#). Alternatively, they can contact the [Western Technology Services Helpdesk](#). They can be contacted by phone at 519-661-3800 or ext. 83800.

[Google Chrome](#) or [Mozilla Firefox](#) are the preferred browsers to optimally use OWL; update your browsers frequently. Students interested in evaluating their internet speed, please click [here](#).

6. Learning Outcomes

Upon successful completion of this course, students will be able to:

- Articulate the ways in which feminist, queer, and Indigenous approaches to knowledge redefine traditional categories of knowledge production and their impact
- Describe how interdisciplinary feminist, queer and Indigenous perspectives inform research methods and processes
- Recognize how social locations such as race, class, sexuality, and disability inform feminist research
- Analyze the limitations and promises of feminist research methodology
- Formulate a research project that is informed by feminist, queer or Indigenous perspectives
- Explore the liberatory potential of feminist, queer, and Indigenous methodological perspectives
- Consider non-traditional forms of knowledge making within the context of feminist, queer, and Indigenous methodologies.

7. Course Content and Schedule

| Week | Dates | Topic | Readings | Activity/Assignment |
|------|--------|--------------|----------|--|
| 1 | Sept 8 | Introduction | | In-class readings: Brand, Devault, Smith |
| | | | | |

| | | | | |
|----|------------------|--|---|---|
| 2 | Sept 15 | Standpoint as a Feminist Practice | Hekman Hawkesworth | |
| 3 | Sept 22 | Applying Situated Knowledges | Haraway Bhavnani | |
| 4 | Sept 29 | Indigenous Methodologies; Decolonizing Practices | Tuck and Yang Kovach Bear | |
| 5 | Oct 6 | Anti-Oppressive and Intersectional Approaches | Cho, Crenshaw and McCall; Rice, Harrison, and Friedman; Spade | Preliminary Research Question Meeting by October 7 |
| 6 | Oct 13 | Agential Realism | van der Berg and Rezvani; Rosiek, Snyder, and Pratt | |
| 7 | Oct 20 | Overview of Qualitative Methods | Lazar; Darroch and Giles; Devault | Literature Review Due: OWL |
| 8 | Oct 27 | Asking Questions Differently | Tuck; Rosiek and Heffernan; Dupuis | |
| | Oct 31- Nov 6 | Reading week | | N/A |
| 9 | Nov 10 | Rethinking Interpretation | Fobear, Childers, Ohito and Nyachae | |
| 10 | Nov 17 | Research Showcase | No readings | Research Topic Posters: In class |
| 11 | Nov 24 | Ethics of Care | Narrezo, Luka and Millette, Henderson and Esposito | |
| 12 | Dec 1 | Affect and Embodiment | Ringrose and Renald; Sathyamala; Mayra | Final Essay/Research Project Due: OWL |
| 13 | Dec 8 | Course Wrap Up | | Participation Self-Assessment: OWL |

8. Evaluation

Below is the evaluation breakdown for the course. Any deviations will be communicated.

| Assessment | Format | Weighting | Due Date |
|-------------------------------|------------------------------------|-----------|--|
| Preliminary Research Question | 200 words | 5% | During required meeting with instructor prior to Oct 7 |
| Literature Review | 1750-2000 words | 20% | October 20 on OWL |
| Research Poster Presentation | Poster format | 20% | November 17 in-class |
| Final Research Project | 3000-3500 words Essay or report | 35% | December 1 on OWL |
| Participation Self-Assessment | 250-300 words | 5% | December 8 in class |
| Participation | In-class/ Perusall comments | 15% | On-going |

- All assignments are due at 11:55 pm EST unless otherwise specified
- Written assignments will be submitted to Turnitin
- After an assessment is returned, students should wait 24 hours to digest feedback before contacting their evaluator; to ensure a timely response, reach out within 7 days

Click [here](#) for a detailed and comprehensive set of policies and regulations concerning examinations and grading. The table below outlines the University-wide grade descriptors. Detailed FIMS specific descriptors are included in the Notes from the Dean's Office appended to this syllabus.

| | | |
|----|----------|---|
| A+ | 90-100 | One could scarcely expect better from a student at this level |
| A | 80-89 | Superior work which is clearly above average |
| B | 70-79 | Good work, meeting all requirements, and eminently satisfactory |
| C | 60-69 | Competent work, meeting requirements |
| D | 50-59 | Fair work, minimally acceptable |
| F | below 50 | Fail |

Information about late or missed evaluations:

- Students have **5 discretionary grace** days that they can distribute between the two written assignments that have fixed deadlines (**Literature Review**; **Final Research Project**)
- Late assessments without academic consideration (once the grace days have used up) will be subject to a late penalty of 5%/day
- Late assessments with academic consideration require the student to work with the Academic Advising unit in their Faculty of registration; once that has been approved,

students need to contact the instructor to arrange for an alternate submission date

- For work worth 10% or less, students should contact the instructor directly about how to make up missed work

9. Participation and Engagement



- Students are expected to participate and engage with content as much as possible during class by asking questions, contributing to discussions and group activities, providing feedback during the in-class research poster session
- Students are also able to participate through commenting on readings through the collaborative online reading site: Perusall. This site provides students an opportunity to make annotations on a common document. Go to perusall.com to create an account, then use the course code to access the readings. The course code is: KNABE-6VWEK
- Students will also assess their own participation in the course on the final day of classes

10. Communication



- Students should check the OWL site regularly
- Updates will be provided on the OWL announcements from time to time
- Please use your UWO email to email me. Always put the course code in the email subject line.
- Emails will be monitored daily during the week; students will receive a response in 24 – 48 hours

11. Professionalism & Privacy:

Western students are expected to follow the [Student Code of Conduct](#). Specifically, as regards academic integrity, students are reminded that they must write their essays and assignments in their own words. Whenever students take an idea, or a passage from another author, they must acknowledge their debt both by using quotation marks where appropriate and by proper referencing such as footnotes or citations. Plagiarism is a major academic offence and university policy regarding this is detailed [here](#).



-
- Additionally, the following expectations and professional conduct apply to this course:
- Students are expected to follow online etiquette expectations provided on OWL
- All course materials created by the instructor(s) are copyrighted and cannot be sold/shared
- Students may be expected to take an academic integrity pledge before some assessments

12. Student Supports:



Students who are in emotional/mental distress should refer to [Health and Wellness](#) for a complete list of supports.

[Psychological Services: Information about accessing mental health supports](#)

[Medical Services: Student health related services](#)

[Office of the Registrar: Financial Information, Timetable, Exam Schedules, Academic Calendar Information](#)

[Academic Support and Engagement: Central Academic Supports, including \[Writing Centre\]\(#\), \[Learning Development\]\(#\), \[Transition and Leadership Supports\]\(#\), and \[Careers and Experience\]\(#\)](#)

[Accessible Education: Assessment and recommendations for students with disabilities](#)

Accessibility Information: *Information to help support barrier free access, including floor plans, accessible washroom locations, service disruptions etc.*

Indigenous Student Services: *Includes information about financial support, indigenous self-identification, orientation, and tutor support*

Western International: *Information and support for international students and students seeking to go on exchange*