



Notice of Service Interruption/Area Closure
Western University
Facilities Management
Client Services 519-661-3304 (fmhelp@uwo.ca)

Submit by E-mail
 Print Form

Date of Interruption/Closure: Time(s):

Building(s) Affected: #1 #2
 #3 #4

Areas/Rooms Affected Alternate Route/Service:

Service to be interrupted: #1 #2
 #3 #4

Description/Reason for Project:

Requester: Date of Request:

Supervising Tradesperson: Unit:

Trade Supervisor: Unit: Date:

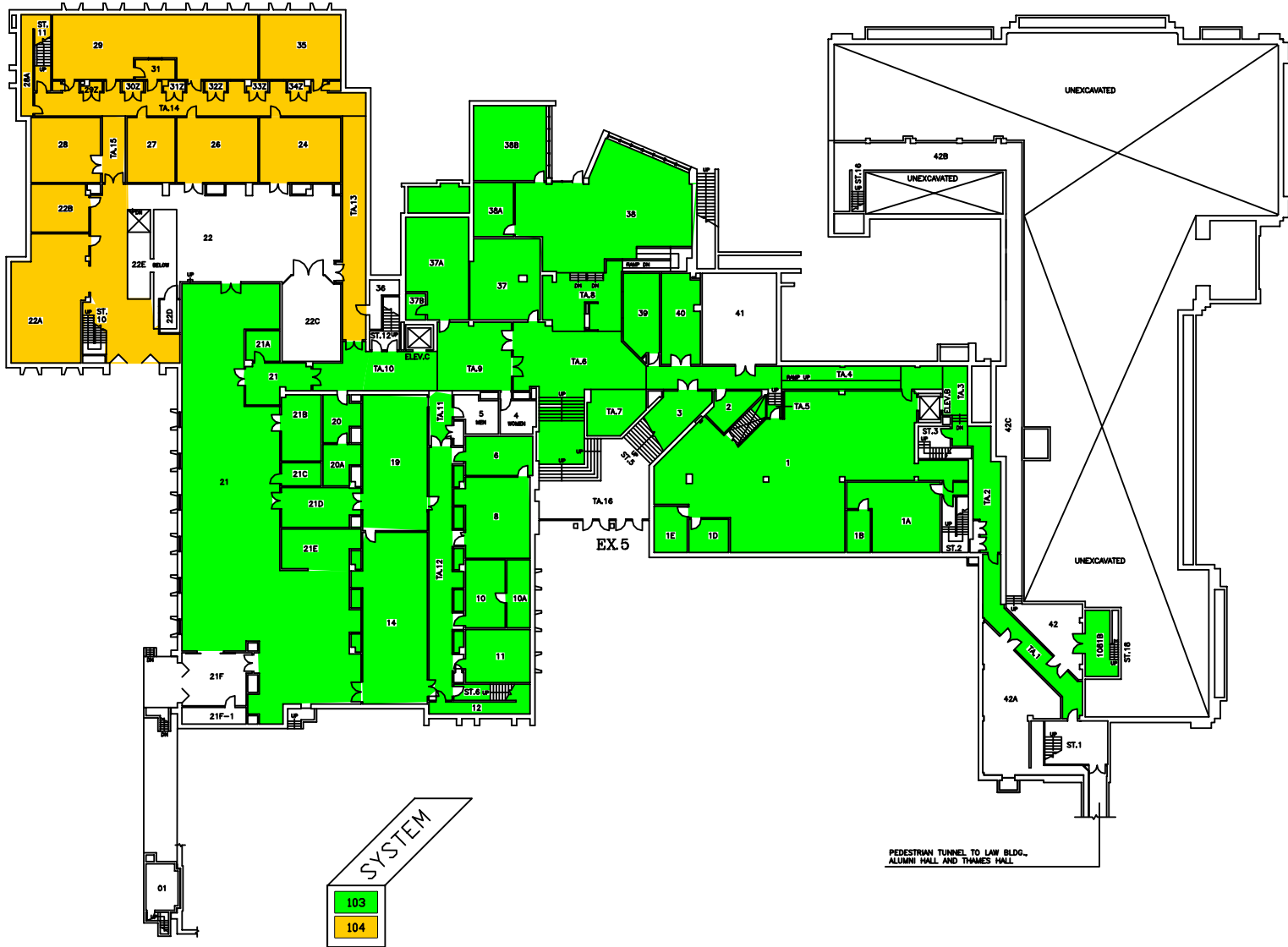
Contractor: Phone #:

Coordinator/Project Manager: Phone #: Date:

Reviewed by Trade Supervisor(s)/Shop(s) Affected:

Name: <input type="text" value="Electrical / Mechanical Shop"/>	Date: <input type="text" value="Nov 4, 2015"/>	Name: <input type="text" value="WES Control"/>	Date: <input type="text" value="Nov 4, 2015"/>
Signature/Stamp:		Signature/Stamp: REVIEWED <small>By Jesse Atkinson (jatkin48@uwo.ca) at 3:10 pm, Nov 04, 2015</small>	
Name: <input type="text"/>	Date: <input type="text"/>	Principal Occupants:	
Signature/Stamp: <input type="text"/>		Name: <input type="text"/>	Ext. <input type="text"/>
Name: <input type="text"/>	Date: <input type="text"/>	Name: <input type="text"/>	Ext. <input type="text"/>
Signature/Stamp: <input type="text"/>		Name: <input type="text"/>	Ext. <input type="text"/>
Name: <input type="text"/>	Date: <input type="text"/>	Name: <input type="text"/>	Ext. <input type="text"/>
Signature/Stamp: <input type="text"/>		Approval to Proceed: <input type="text"/>	
Name: <input type="text"/>	Date: <input type="text"/>	APPROVED <small>By Dan Trudgeon (fminterr@uwo.ca) at 9:34 am, Nov 06, 2015</small>	
Signature/Stamp: <input type="text"/>			

Notes:



THE UNIVERSITY of WESTERN ONTARIO
PHYSICAL PLANT DEPARTMENT

	SCALE
	DATE 98-10-28
	CHECKED R. THOMAS
	APPROVED
	DRAWN BY ESB/MIN
	GEODETIC ELEV.

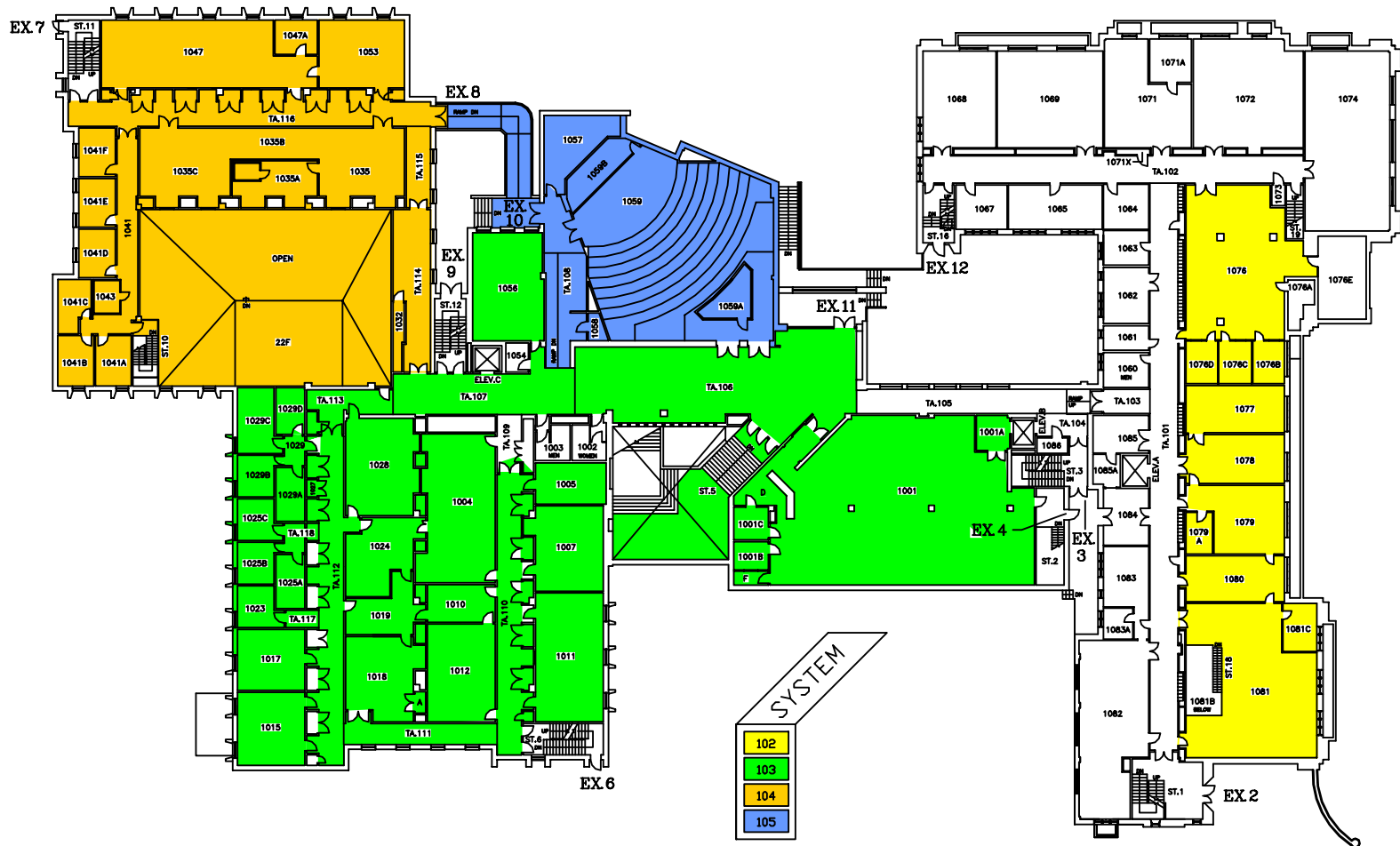
Facilities Engineering & Construction

SCALE 250

MINIATURE FLOOR PLAN - LEVEL 01
 (GROUND FLOOR PLAN)

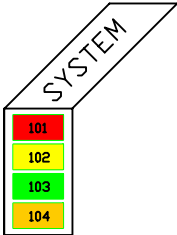
ENGINEERING SCIENCES

SHEET
01



THE UNIVERSITY of WESTERN ONTARIO
PHYSICAL PLANT DEPARTMENT

	SCALE
	DATE 98-02-18
	DESIGNED R. THOMAS
	CHECKED
	APPROVED
Facilities Engineering & Construction	DRAWN BY ESB/MIN
SCALE 0 5 10 15 20 25 30	MINIATURE FLOOR PLAN - LEVEL 02 (FIRST FLOOR PLAN)
ENGINEERING SCIENCES	
SHEET 02	



THE UNIVERSITY of WESTERN ONTARIO
PHYSICAL PLANT DEPARTMENT

		SCALE
		DATE
		08-08-11
		DESIGNED
		R. THOMAS
	CHECKED	
	APPROVED	
	DRAWN BY	
	ESB/MIN	
	GEOMETRIC ELEV.	

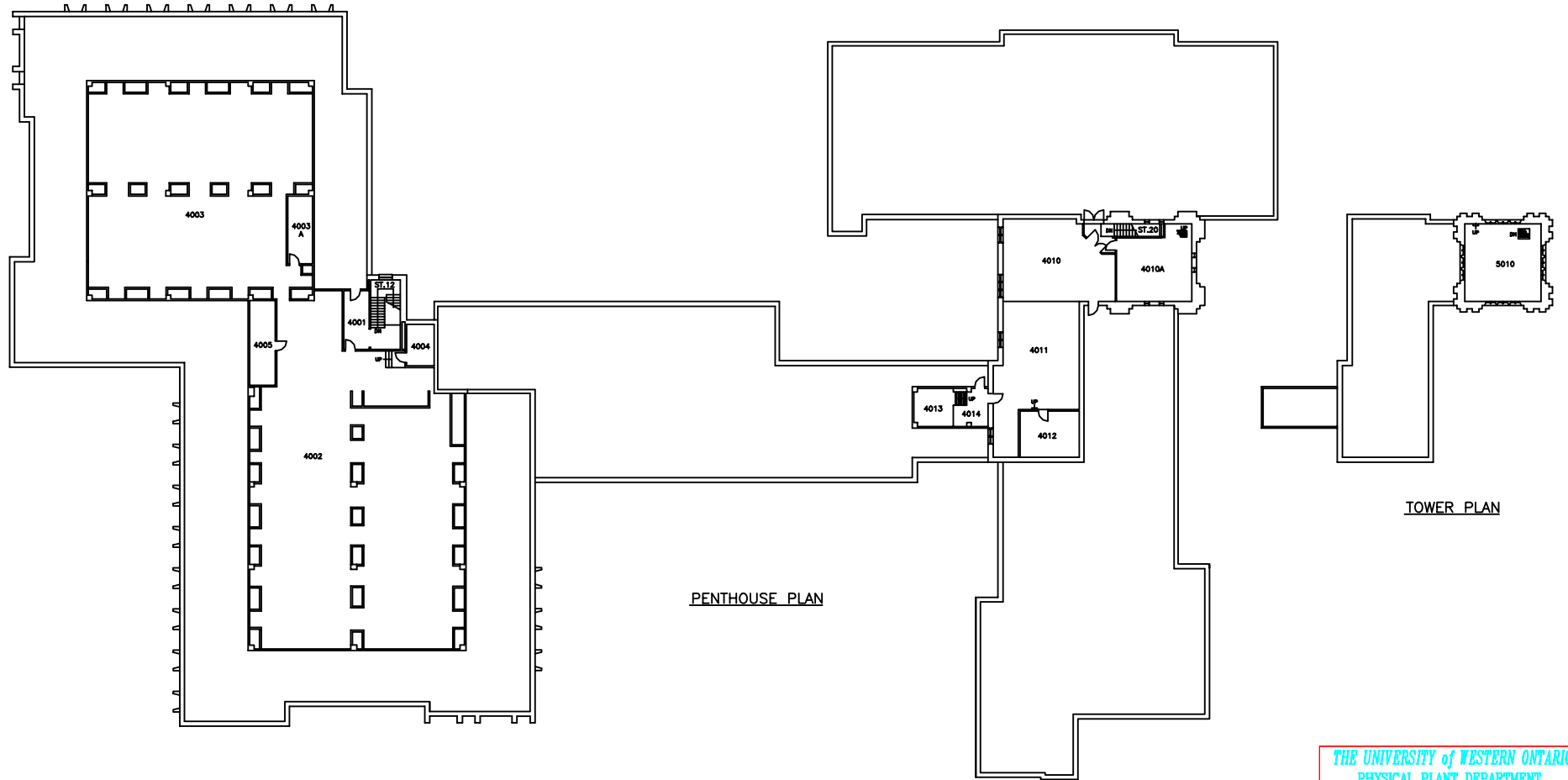
Facilities Engineering & Construction

SCALE 0 5 10 15 20 25 30

MINIATURE FLOOR PLAN - LEVEL 03
(SECOND FLOOR PLAN)

ENGINEERING SCIENCES

03



PENTHOUSE PLAN

TOWER PLAN

THE UNIVERSITY of WESTERN ONTARIO
PHYSICAL PLANT DEPARTMENT

	SCALE
	DATE 98-02-18
	CHECKED R. THOMAS
	APPROVED
	DRAWN BY ESB/MIN

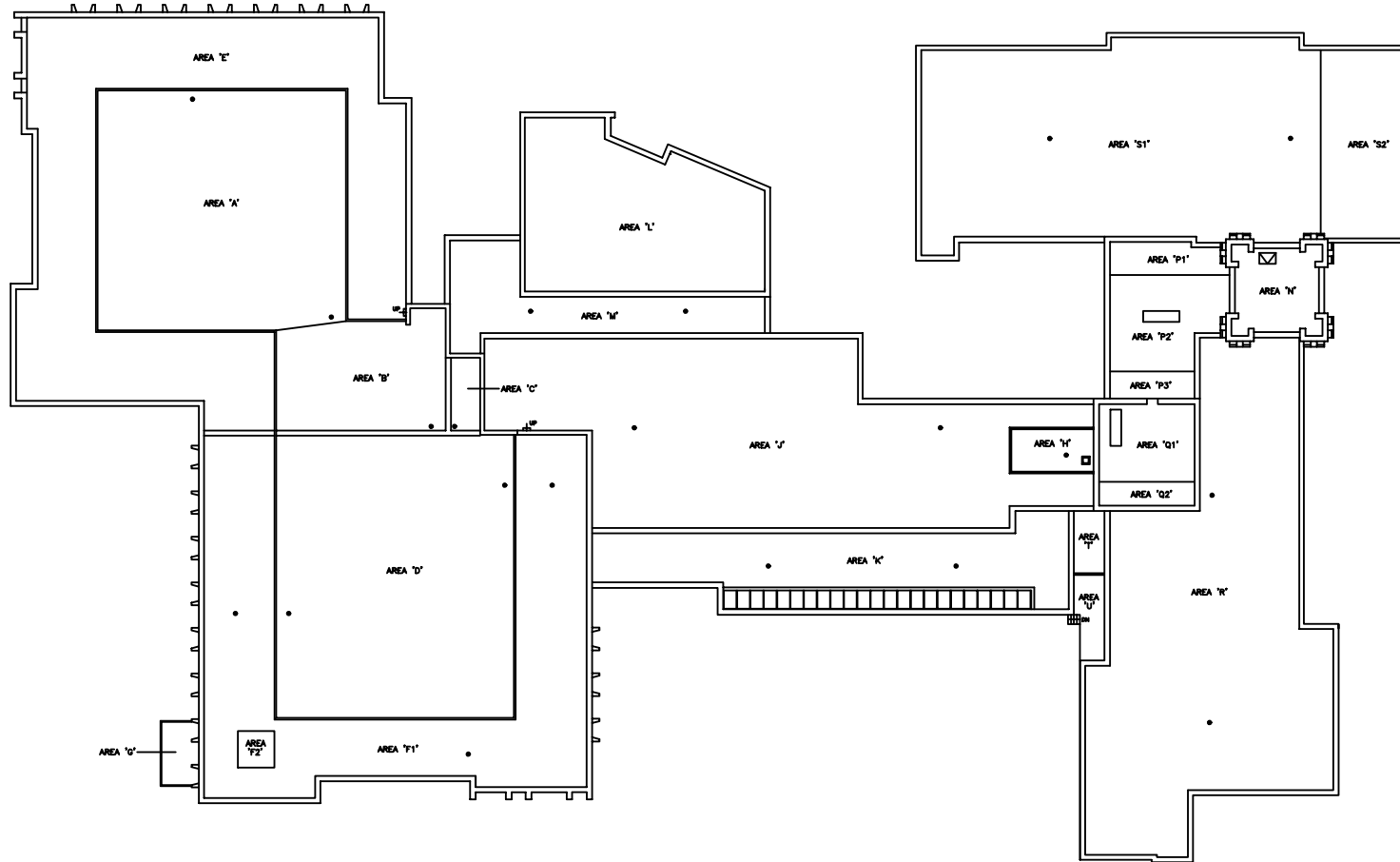
Facilities Engineering & Construction

SCALE 1" = 10' 1/8" 1/4" 1/2" 1" 2" 4" 8" 16" 30"

MINIATURE FLOOR PLANS - LEVELS 05 & 06
(PENTHOUSE & TOWER PLANS)

ENGINEERING SCIENCES

SHEET
05



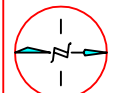
ROOF SCHEDULE

LOCATION	AREA IN SQ. FT.	YEAR BUILT	YEAR REDONE	ROOF DECK	VAPOUR BARRIER	INSULATION		ROOF TYPE			REMARKS
						TYPE	THICK.	B.U.R.	MEMBRANE	OTHER	
AREA 'A'	4480	1969	1977	5" CONC. SLAB		?	+				
AREA 'B'	1400	1969	1977	5" CONC. SLAB		?	+				
AREA 'C'	180	1969	1977	5" CONC. SLAB		?	+				
AREA 'D'	5050	1969	1977	5" CONC. SLAB		?	+				
AREA 'E'	5520	1969	1980	4" CONC. SLAB		?	?				
AREA 'F1'	4830	1969	1980	6" CONC. SLAB		?	?				
AREA 'F2'	100	1969	1980	5" CONC. SLAB		?	?				5" SLAB OVER 6" CONC. SLAB
AREA 'G'	180	1969		8" CONC. SLAB		?	+				CANOPY ROOF
AREA 'H'	280	1969		1 1/2" STEEL DECK		?	+				
AREA 'J'	8300	1969	1985	1 1/2" STEEL DECK		?	?				
AREA 'K'	2040	1969	1978	2" CONC. ON 1 1/2" STEEL DECK		?	?				
AREA 'L'	2580	1969	1985	2" CONC. ON 1 1/2" STEEL DECK		?	?				
AREA 'M'	1200	1969	1985	2" CONC. ON 1 1/2" STEEL DECK		?	?				

ROOF SCHEDULE

LOCATION	AREA IN SQ. FT.	YEAR BUILT	YEAR REDONE	ROOF DECK	VAPOUR BARRIER	INSULATION		ROOF TYPE			REMARKS
						TYPE	THICK.	B.U.R.	MEMBRANE	OTHER	
AREA 'N'	560	1957		4" P.C. CONC. SLABS			2"	+			
AREA 'P1'	280	1957		4 1/2" CONC. SLAB			2"	+			
AREA 'P2'	720	1957		4" P.C. CONC. SLABS			2"	+			
AREA 'P3'	170	1957		4 1/2" CONC. SLAB			2"	+			
AREA 'Q1'	530	1957		4" P.C. CONC. SLABS			2"	+			
AREA 'Q2'	170	1957		4 1/2" CONC. SLAB			2"	+			
AREA 'R'	6410	1957		25" CONC. SLAB			2"	+			
AREA 'S1'	5860	1957	1979	4" CONC. SLAB			2"	?	+		
AREA 'S2'	1280	1957	1979	5 1/2" CONC. SLAB			2"	?	+		
AREA 'T'	140	1971									
AREA 'U'	320	1969		5" CONC. SLAB							FLOOR OF LOADING DOCK; WATERPROOF MEMBRANE UNDER 2" CONC. TOPPING

THE UNIVERSITY of WESTERN ONTARIO
PHYSICAL PLANT DEPARTMENT



Facilities Engineering & Construction
ENGINEER: J.L. ESS/AM

SCALE: 1/8" = 1'-0" (1/4" = 1'-0")

ROOF PLAN

ENGINEERING SCIENCES

SCALE

DATE: 98-03-11

DRAWN: R. THOMAS

APPROVED:

PROJECT NO.:

GEOMETRIC ELEV.:

SHEET

ROOF