



**Notice of Service Interruption/Area Closure**  
**Western University**  
**Facilities Management**  
**Client Services 519-661-3304 (fmhelp@uwo.ca)**

Submit by E-mail  
 Print Form

Date of Interruption/Closure:  Time(s):

Building(s) Affected: #1  #2   
 #3  #4

Areas/Rooms Affected Alternate Route/Service:  
 Supply and Returns on Fans 107 & 108 1, DDC Controls, Mechanical room lights, CP301-504, CP-301, Pump 314.  
 See attached HVAC drawings for areas served by Fans 107 & 108.

Service to be interrupted: #1  #2   
 #3  #4

Description/Reason for Project:  
 Electrical Shop: To replace electrical panel in mechanical room 301.  
 Curney Mechanical: To replace fan motor and remove balancing dampers. Gord Miller 519-854-9415

Requester:  Date of Request:

Supervising Tradesperson:  Unit:

Trade Manager:  Unit:  Date:

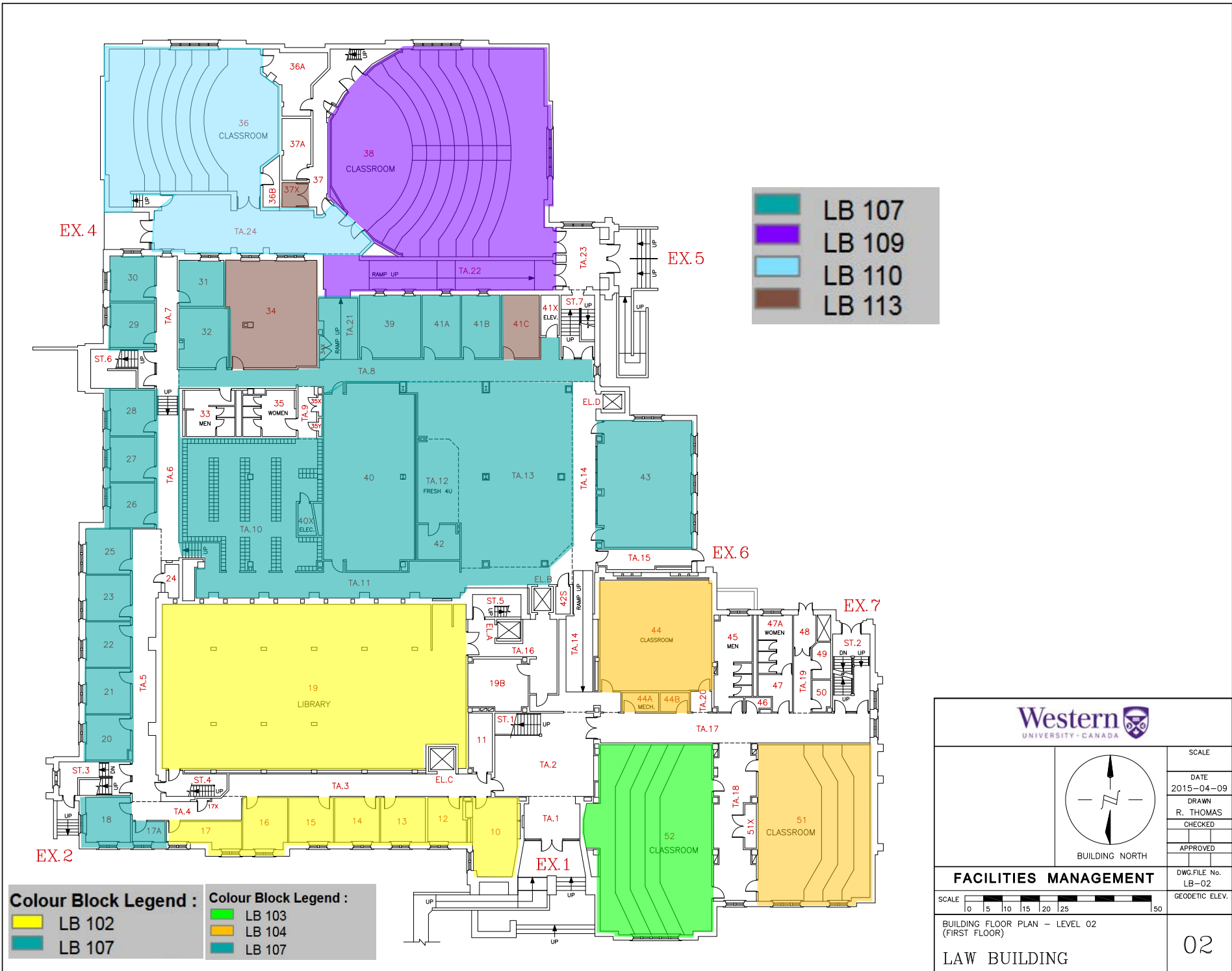
Contractor:  Phone #

Coordinator/Project Manager:  Phone #  Date:

Reviewed by Trade Manager(s)/Shop(s) Affected:

Name: Electrical / Mechanical Shop	Date:	Name: WES Control	Date:
Signature/Stamp:		Signature/Stamp: <b>REVIEWED</b> <small>By Wayne Drummond (ppdwad@uwo.ca) at 8:31 am, Dec 09, 2016</small>	
Name:	Date:	Principal Occupants:	
Signature/Stamp:		Name: Michele Pegg	Ext. 88375
Name:	Date:	Name:	Ext.
Signature/Stamp:		Name:	Ext.
Name:	Date:	Name:	Ext.
Signature/Stamp:		Approval to Proceed: <input type="text"/>	
Name:	Date:	<b>APPROVED</b> <small>By Dan Trudgeon (dtrudgeo@uwo.ca) at 1:45 pm, Dec 19, 2016</small>	
Signature/Stamp:			

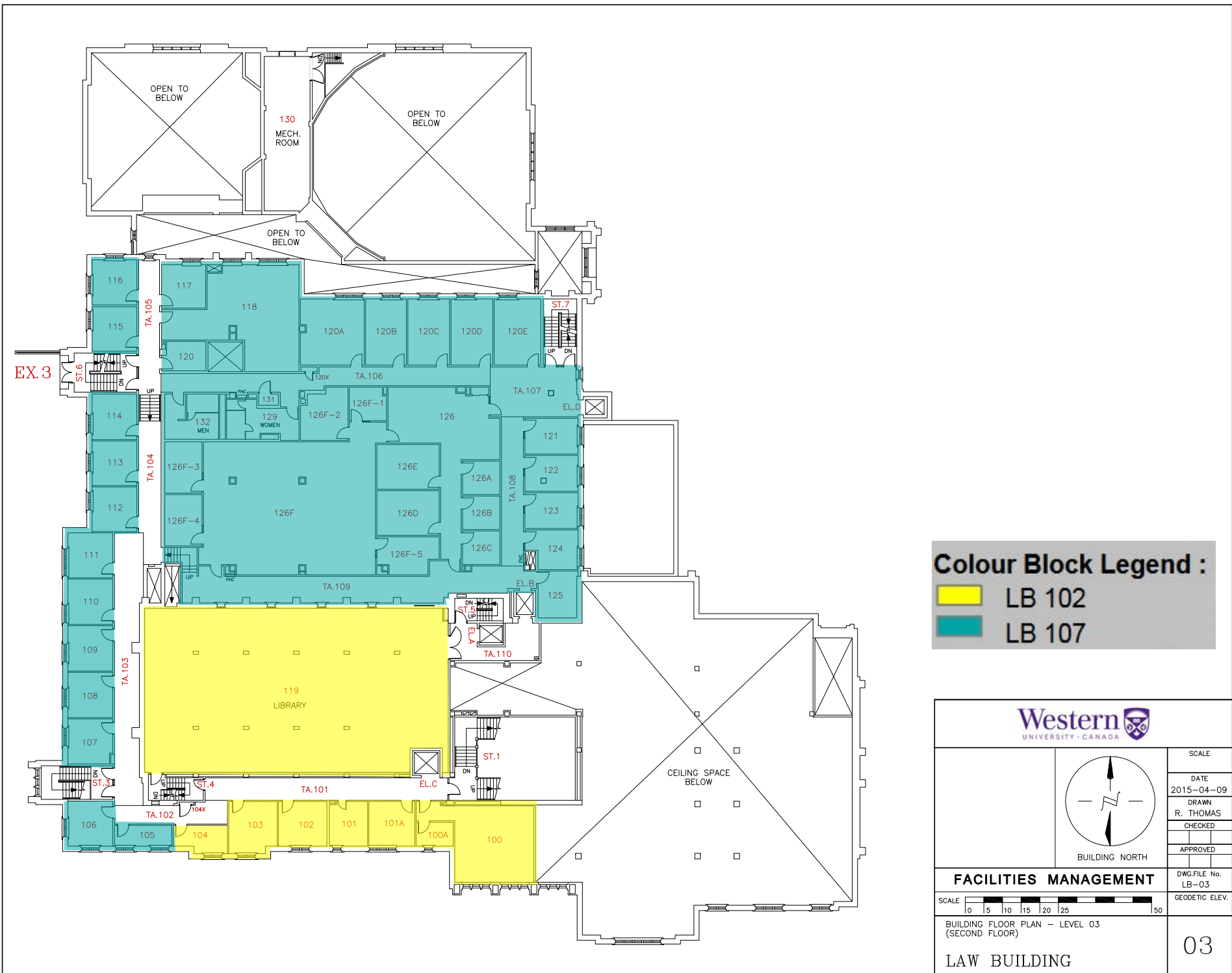
Notes:



Colour Block Legend :		Colour Block Legend :	
	LB 102		LB 103
	LB 107		LB 104
			LB 107

	LB 107
	LB 109
	LB 110
	LB 113

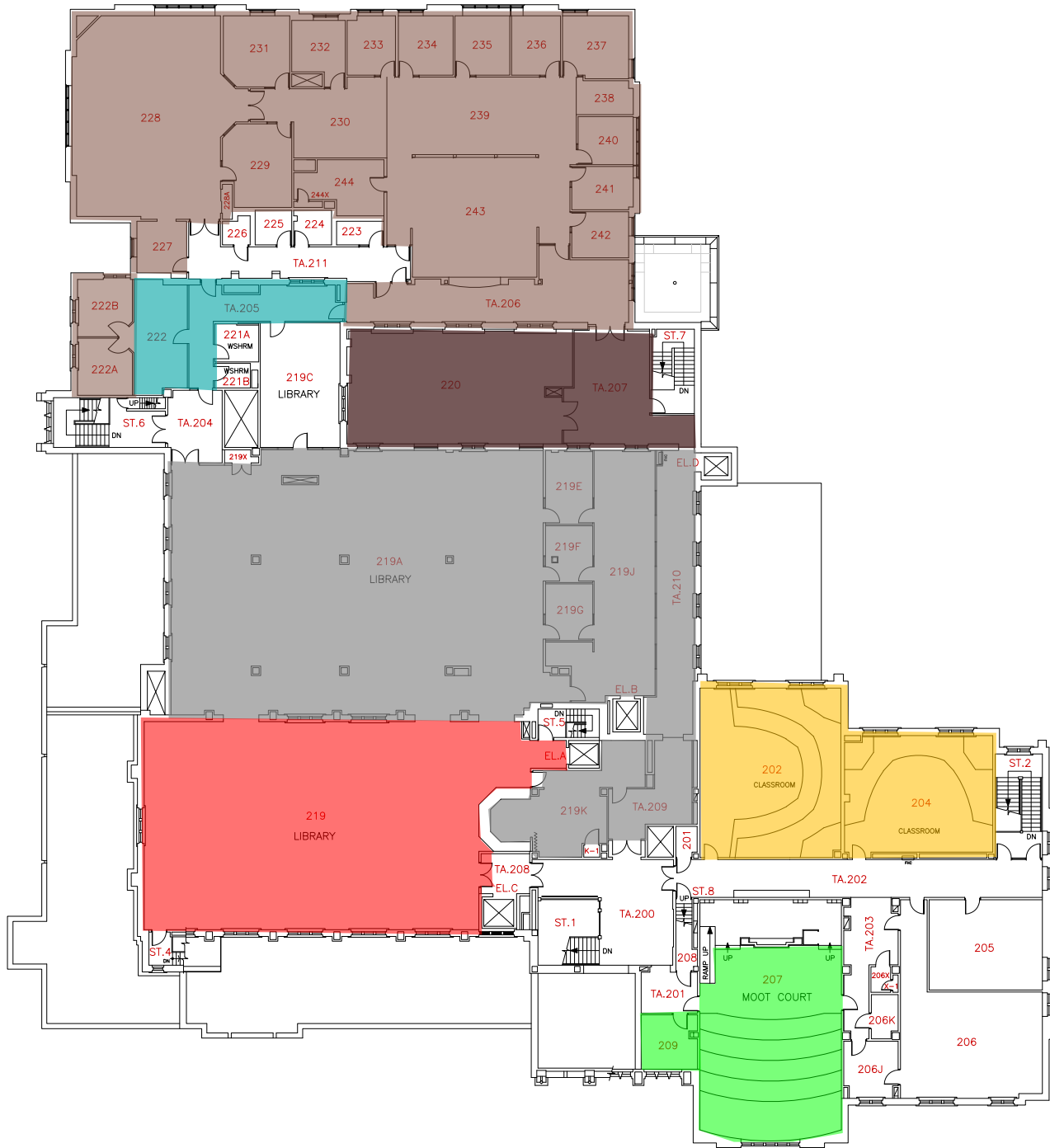
		SCALE
<p>BUILDING NORTH</p>		DATE 2015-04-09
		DRAWN R. THOMAS
		CHECKED
		APPROVED
<b>FACILITIES MANAGEMENT</b>		DWG. FILE No. LB-02
		GEODETTIC ELEV.
BUILDING FLOOR PLAN - LEVEL 02 (FIRST FLOOR)		
LAW BUILDING		02



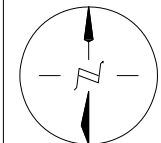
**Colour Block Legend :**

- LB 102
- LB 107

		SCALE DATE 2015-04-09 DRAWN R. THOMAS CHECKED APPROVED
<p>BUILDING NORTH</p>	DWG FILE No. LB-03 GEODETIC ELEV.	
<b>FACILITIES MANAGEMENT</b>		
SCALE		<b>03</b>
BUILDING FLOOR PLAN – LEVEL 03 (SECOND FLOOR)		
<b>LAW BUILDING</b>		



Fan System	Colour
101-500	Red
103-500	Green
104-500	Yellow
106-500	Grey
107-500	Teal
108-500	Brown
113-500	Dark Brown



BUILDING NORTH

SCALE
DATE 2016-04-20
DRAWN R. THOMAS
CHECKED
APPROVED

<b>FACILITIES MANAGEMENT</b>	
SCALE 0 5 10 15 20 25 50	DWG. FILE No. LB-04
GEODETTIC ELEV.	

BUILDING FLOOR PLAN - LEVEL 04  
(THIRD FLOOR)

LAW BUILDING

04