



Notice of Service Interruption/Area Closure
Western University
Facilities Management
Client Services 519-661-3304 (fmhelp@uwo.ca)

Submit by E-mail
 Print Form

Date of Interruption/Closure: Time(s):

Building(s) Affected: #1 #2
 #3 #4

Areas/Rooms Affected Alternate Route/Service:
 7:00AM - 12:00PM - Areas served by Fans 101-104 & 113.
 7:00AM - 3:30PM - Areas that are served by Fan 101.

Service to be interrupted: #1 #2
 #3 #4

Description/Reason for Project:
 Electricians: To install new VFD for Suppy Fan 101-500
 Carpenters: To perform significant ceiling repairs.

Requester: Date of Request:

Supervising Tradesperson: Unit:

Trade Supervisor: Unit: Date:

Contractor: Phone #

Coordinator/Project Manager: Phone # Date:

Reviewed by Trade Supervisor(s)/Shop(s) Affected:

Name: <input type="text" value="Electrical Shop"/>	Date: <input type="text" value="Nov 2, 2017"/>	Name: <input type="text" value="WES Control"/>	Date: <input type="text" value="Nov 3, 2017"/>
--	--	--	--

Signature/Stamp:	Signature/Stamp:
------------------	------------------

Name: <input type="text" value="Electrical / Mechanical Shop"/>	Date: <input type="text" value="Nov 3, 2017"/>	Principal Occupants:	
---	--	-----------------------------	--

Signature/Stamp:	Name: <input type="text"/>	Ext. <input type="text"/>	Date: <input type="text"/>
------------------	----------------------------	---------------------------	----------------------------

Name: <input type="text"/>	Date: <input type="text"/>	Name: <input type="text"/>	Ext. <input type="text"/>	Date: <input type="text"/>
----------------------------	----------------------------	----------------------------	---------------------------	----------------------------

Signature/Stamp: <input type="text"/>	Name: <input type="text"/>	Date: <input type="text"/>	Approval to Proceed: <input type="text"/>	Date: <input type="text"/>
---------------------------------------	----------------------------	----------------------------	---	----------------------------

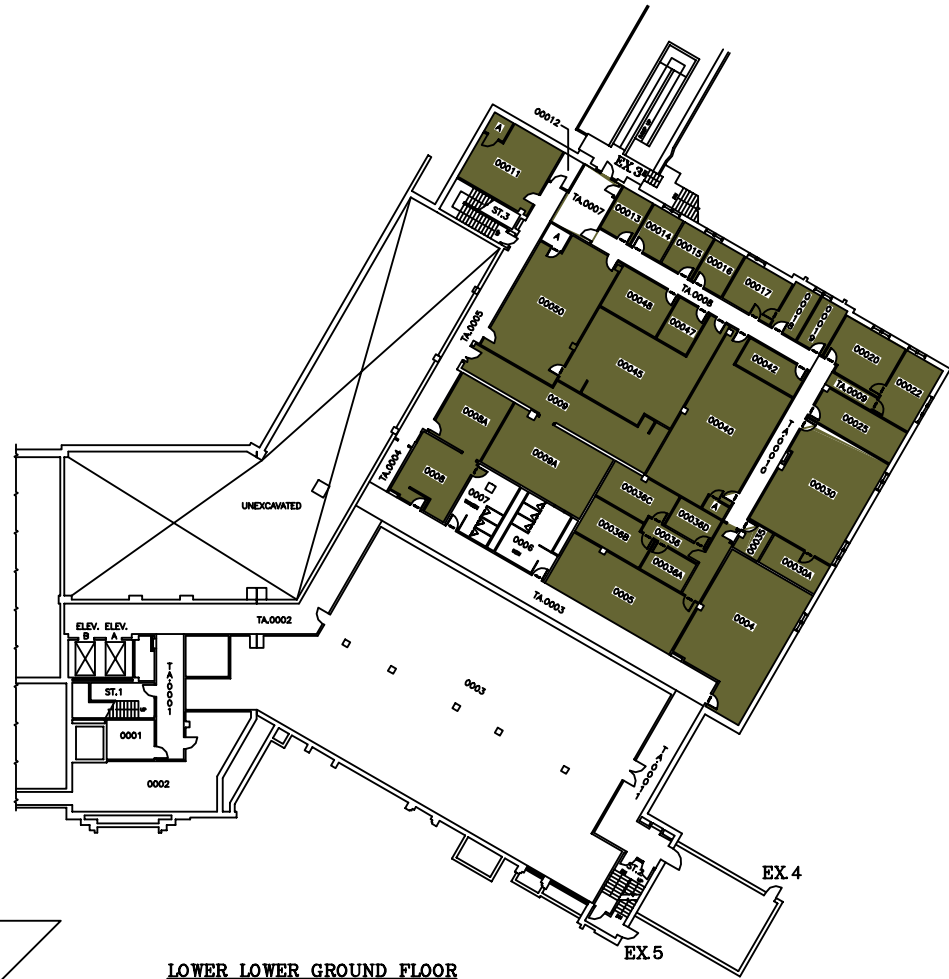
Signature/Stamp: <input type="text"/>			
---------------------------------------	--	--	--

Notes:



BASEMENT FLOOR

787.88 FT.



LOWER LOWER GROUND FLOOR

798.89 FT.

SYSTEM	ZONE #
113	A
114	B
	C

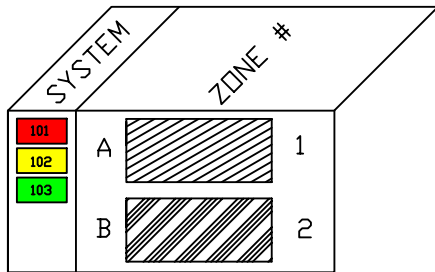
THE UNIVERSITY of WESTERN ONTARIO
PHYSICAL PLANT DEPARTMENT

	SCALE
	DATE W8-01-28
	DRAWN R. THOMAS
	CHECKED
	APPROVED

Facilities Engineering & Construction
 SHEFFIELD ONT.
 DSB/MIN

SCALE 1" = 10' 0" (AS SHOWN)
 MINUTURE FLOOR PLAN - LEVELS 01 & 02
 (BASEMENT & LOWER LOWER GROUND FLOORS)

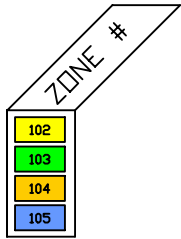
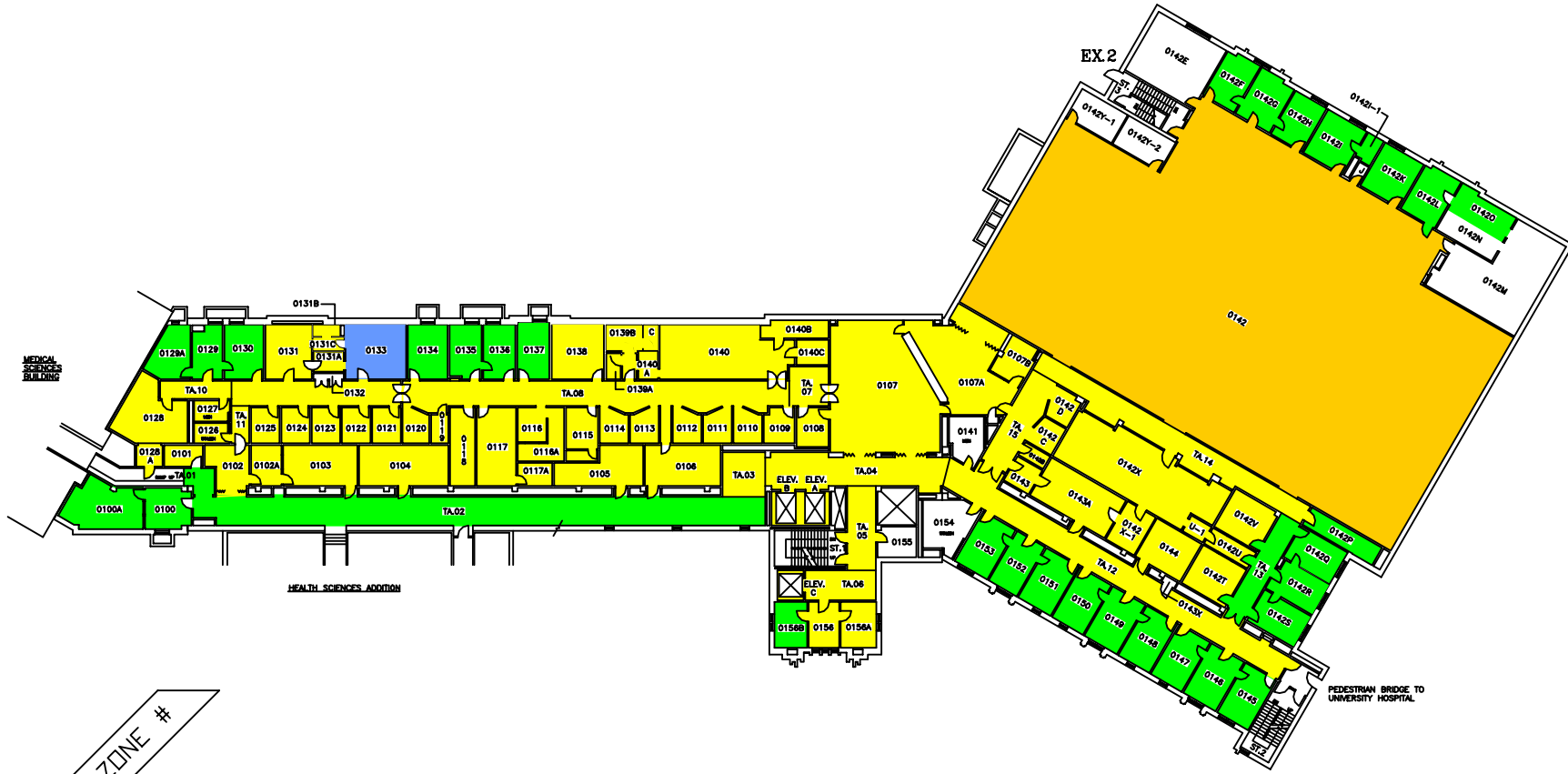
DENTAL SCIENCES BLDG. 01



FAN 101, 102, 103, 104 & 113
NEED TO BE SHUTDOWN
WHEN WORK IN THE
CEILING IS REQUIRED
(SUPPLY & RETURN)

THE UNIVERSITY of WESTERN ONTARIO
PHYSICAL PLANT DEPARTMENT

	SCALE	SCALE
	DATE	88-09-11
	DESIGNED BY	R. THOMAS
CHECKED BY		APPROVED BY
Facilities Engineering & Construction		SHEET No. DSB/MIN
SCALE 1" = 10' 1/2" 1/4" 1/8" 1/16"		GEODETIC ELEV. 812.86 FT.
MINUTURE FLOOR PLAN - LEVEL 03 (LOWER GROUND FLOOR)		02
DENTAL SCIENCES BLDG.		

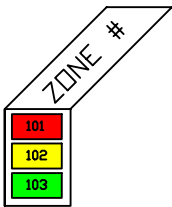


THE UNIVERSITY of WESTERN ONTARIO
PHYSICAL PLANT DEPARTMENT

Facilities Engineering & Construction

SCALE: 1" = 10'-0" (MINIATURE FLOOR PLAN - LEVEL 04 (GROUND FLOOR))

DATE: 98-01-21
 DRAWN BY: R. THOMAS
 CHECKED BY: []
 APPROVED BY: []
 DWG FILE NO.: DSB\MIN
 GEOMETRIC ELEV.: 826.86 FT.
 SHEET: 03



THE UNIVERSITY of WESTERN ONTARIO
PHYSICAL PLANT DEPARTMENT

SCALE	
DATE	98-09-08
DRAWN	R. THOMAS
CHECKED	
APPROVED	
DRAWN BY	DSB/MIN
GEOMETRIC ELEV.	840.89 FT.

Facilities Engineering & Construction

SCALE 0 5 10 15 20 25 30

MINIATURE FLOOR PLAN - LEVEL 05
(FIRST FLOOR)

DENTAL SCIENCES BLDG.

04



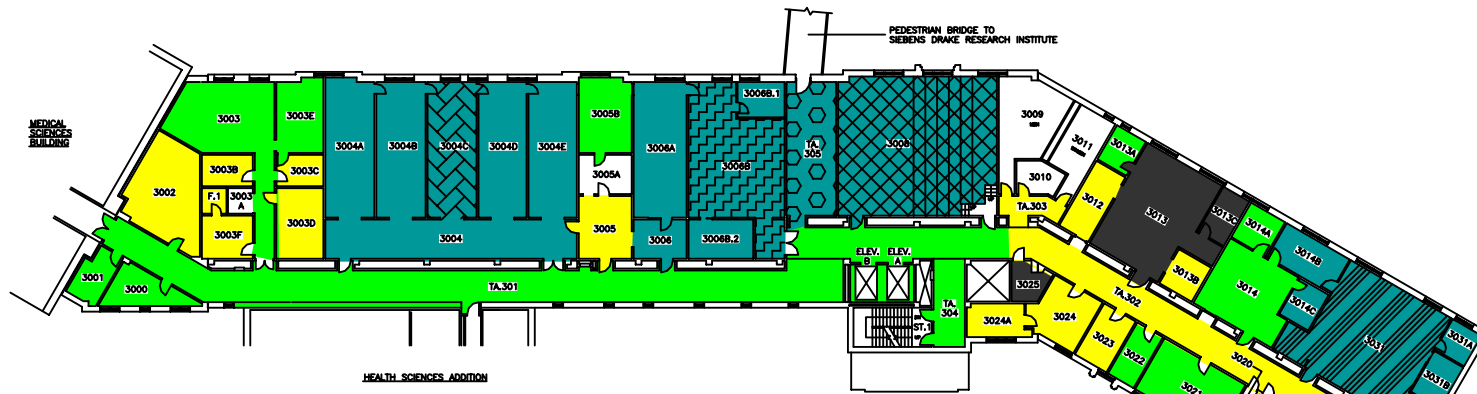
SYSTEM	ZONE #
101	F
102	G
103	H
	I

THE UNIVERSITY of WESTERN ONTARIO
PHYSICAL PLANT DEPARTMENT

	N
	SCALE
	DATE
	DESIGNED BY
	CHECKED BY

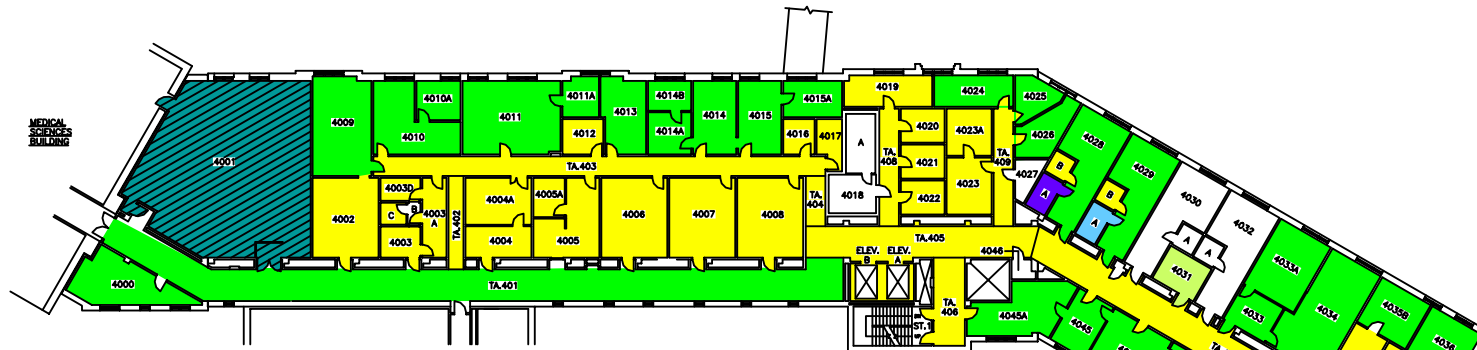
Facilities Engineering & Construction
SCALE: 1/8" = 1'-0" 1/4" = 2'-0" 1/2" = 4'-0" 3/4" = 6'-0" 1" = 8'-0"

MINIATURE FLOOR PLAN - LEVEL 06
(SECOND FLOOR)
DENTAL SCIENCES BLDG.



HEALTH SCIENCES ADDITION

THIRD FLOOR

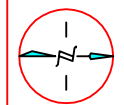


HEALTH SCIENCES ADDITION

FOURTH FLOOR

SYSTEM	ZONE #
102	A
103	B
107	C
108	D
109	E
110	F
111	

THE UNIVERSITY of WESTERN ONTARIO
PHYSICAL PLANT DEPARTMENT



Facilities Engineering & Construction

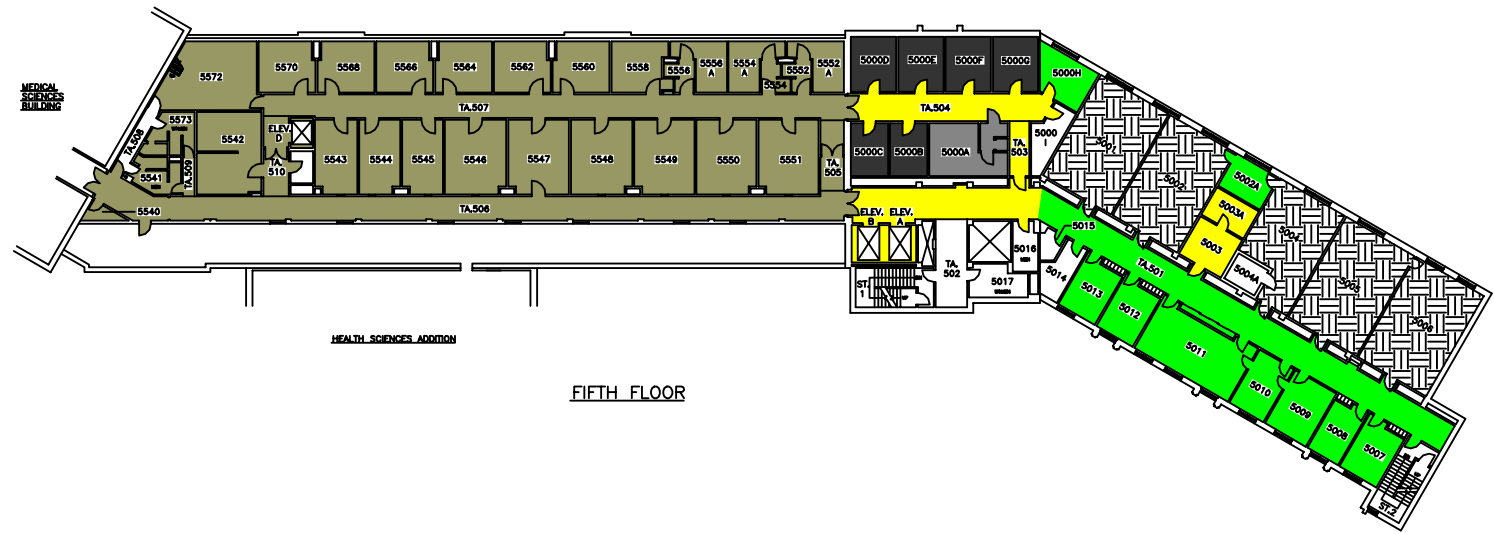
MINIATURE FLOOR PLANS - LEVELS 07 & 08
(3RD AND 4TH FLOORS)

DENTAL SCIENCES BLDG.

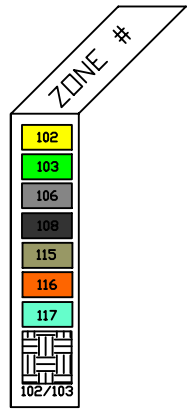
SCALE
98-01-22
DATE
R. THOMAS
CHECKED
APPROVED
DWG FILE NO.
DSB/MIN
GEOMETRIC ELEV.
VARIES
SHEET
06



SIXTH FLOOR



FIFTH FLOOR



THE UNIVERSITY of WESTERN ONTARIO
PHYSICAL PLANT DEPARTMENT

	SCALE
	DATE 98-01-21
	DESIGNED R. THOMAS
	APPROVED
Facilities Engineering & Construction	
	SHEET NO. DSB/MIN
SCALE: 1" = 10' 0"	GEOMETRIC BLVD. VARIES
MINIATURE FLOOR PLANS - LEVELS 09 & 10 (5TH AND 6TH FLOORS)	
DENTAL SCIENCES BLDG.	
07	