



**Notice of Service Interruption/Area Closure**  
**Western University**  
**Facilities Management**  
**Client Services 519-661-3304 (fmhelp@uwo.ca)**

Submit by E-mail  
 Print Form

Date of Interruption/Closure:  Time(s):

Building(s) Affected: #1  #2   
 #3  #4

Areas/Rooms Affected Alternate Route/Service:

Service to be interrupted: #1  #2   
 #3  #4

Description/Reason for Project:

Requester:  Date of Request:

Supervising Tradesperson:  Unit:

Trade Manager:  Unit:  Date:

Contractor:  Phone #

Coordinator/Project Manager:  Phone #  Date:

Reviewed by Trade Manager(s)/Shop(s) Affected:

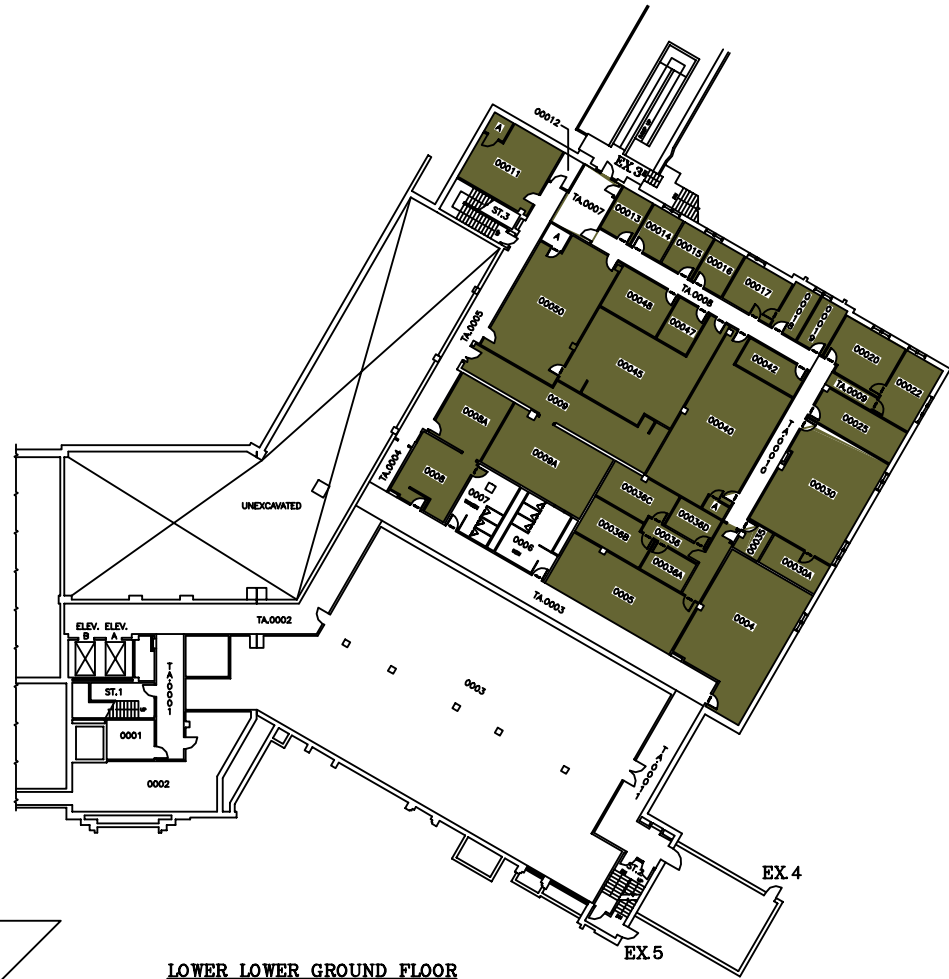
Name: <input type="text" value="Electrical / Mechanical Shop"/>	Date: <input type="text"/>	Name: <input type="text" value="WES Control"/>	Date: <input type="text"/>
Signature/Stamp: <input type="text" value="APPROVED"/> <i>By spepper (spepper@uwo.ca) at 3:31 pm, Mar 10, 2017</i>		Signature Stamp: <input type="text" value="REVIEWED"/> <i>By Wayne Drummond (ppdwad@uwo.ca) at 2:32 pm, Mar 10, 2017</i>	
Name: <input type="text"/>	Date: <input type="text"/>	Principal Occupants:	
Signature/Stamp: <input type="text"/>		Name: Kevin Inchley	Ext. 84125
Name: <input type="text"/>	Date: <input type="text"/>	Name: <input type="text"/>	Ext. <input type="text"/>
Signature/Stamp: <input type="text"/>		Name: <input type="text"/>	Ext. <input type="text"/>
Name: <input type="text"/>	Date: <input type="text"/>	Name: <input type="text"/>	Ext. <input type="text"/>
Signature/Stamp: <input type="text"/>		Approval to Proceed: <input type="text"/>	
Name: <input type="text"/>	Date: <input type="text"/>	Signature Stamp: <input type="text" value="APPROVED"/> <i>By Dan Trudgeon (dtrudgeon@uwo.ca) at 4:07 pm, Mar 10, 2017</i>	
Signature/Stamp: <input type="text"/>			

Notes:



**BASEMENT FLOOR**

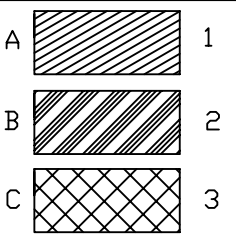
787.88 FT.



**LOWER LOWER GROUND FLOOR**

798.89 FT.

SYSTEM	ZONE #
113	A
114	B
	C



**THE UNIVERSITY of WESTERN ONTARIO**  
**PHYSICAL PLANT DEPARTMENT**

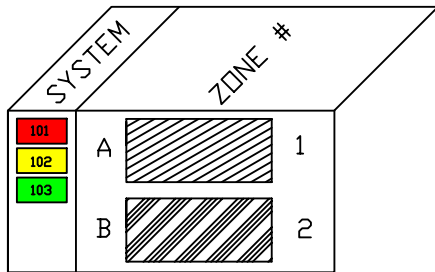
SCALE: VARIES  
 DATE: W9-01-28  
 DRAWN BY: R. THOMAS  
 CHECKED BY: [ ]  
 APPROVED BY: [ ]  
 DESIGNED BY: DSB/MIN  
 SCALE: 1" = 10'-0"

**Facilities Engineering & Construction**

MINIATURE FLOOR PLAN - LEVELS 01 & 02  
 (BASEMENT & LOWER LOWER GROUND FLOORS)

**DENTAL SCIENCES BLDG.**

SCALE: VARIES  
 SHEET: 01

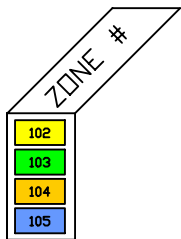
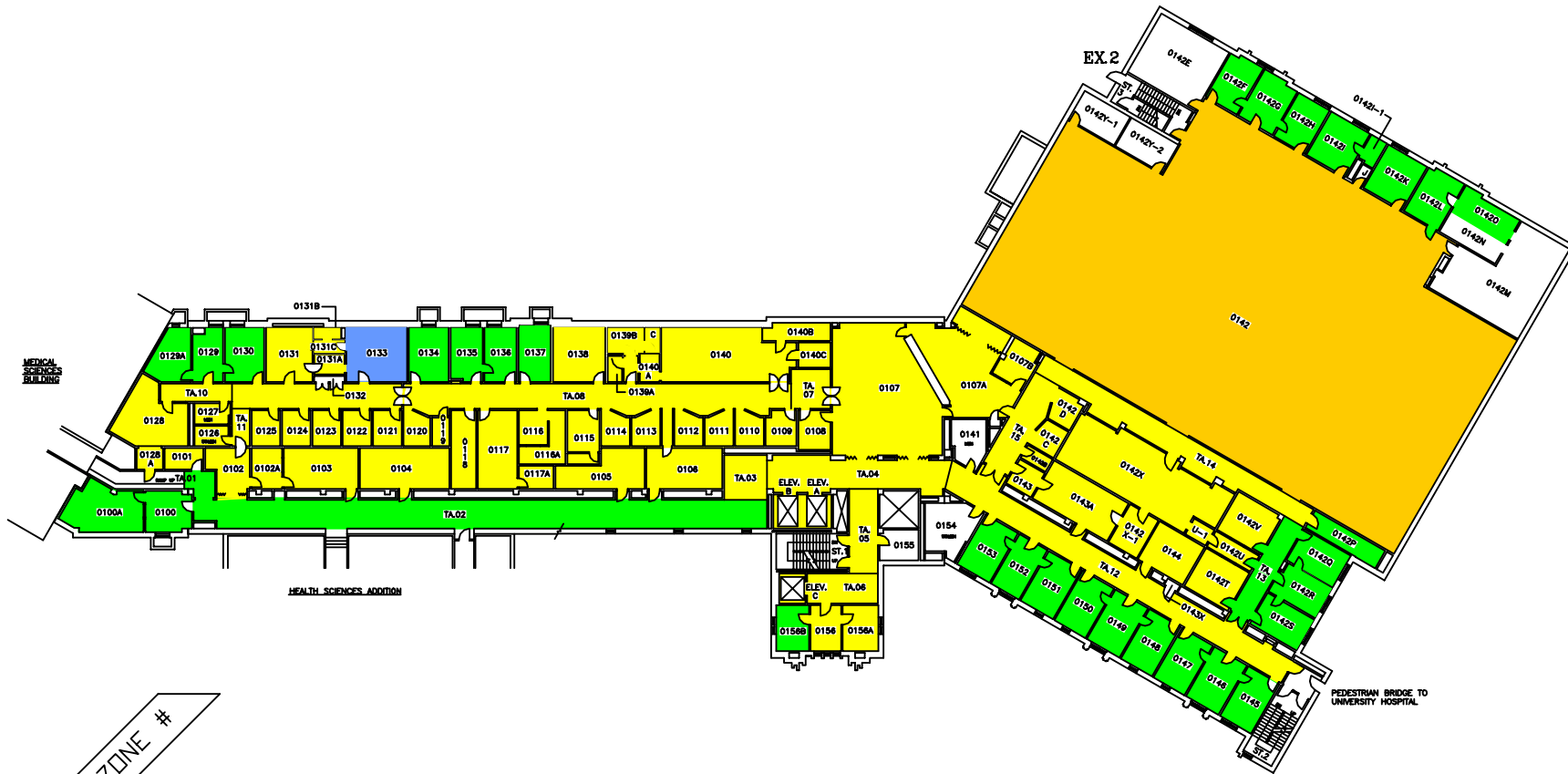


*On behalf of amerucci*

**FAN 101, 102, 103, 104 & 113  
NEED TO BE SHUTDOWN  
WHEN WORK IN THE  
CEILING IS REQUIRED**

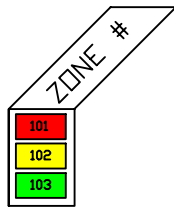
**THE UNIVERSITY of WESTERN ONTARIO**  
**PHYSICAL PLANT DEPARTMENT**

	SCALE	DATE
		98-09-11
	CHECKED	DESIGNED
Facilities Engineering & Construction		DSB\MIN GEOMETRIC ELEV. 812.80 FT.
SCALE 0 5 10 15 20 25 30 MINUTURE FLOOR PLAN - LEVEL 03 (LOWER GROUND FLOOR)		02

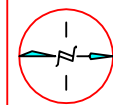


**THE UNIVERSITY of WESTERN ONTARIO**  
**PHYSICAL PLANT DEPARTMENT**

	SCALE
	DATE 98-01-21
	DRAWN BY R. THOMAS
	CHECKED BY [Signature]
<b>Facilities Engineering &amp; Construction</b>	
SCALE 1" = 10' 1/8" 1/2" 1" 2" 3" 4" 5" 6" 8" 10" 12" 15" 20" 25" 30"	SHEET NO. DSB/MIN GEOMETRIC ELEV. 828.86 FT.
MINATURE FLOOR PLAN - LEVEL 04 (GROUND FLOOR)	
<b>DENTAL SCIENCES BLDG.</b>	
<b>03</b>	



THE UNIVERSITY of WESTERN ONTARIO  
PHYSICAL PLANT DEPARTMENT



Facilities Engineering & Construction

SCALE 0 5 10 15 20 25 30

MINIATURE FLOOR PLAN - LEVEL 05  
(FIRST FLOOR)

DENTAL SCIENCES BLDG.

SCALE
DATE 98-09-08
DRAWN R. THOMAS
CHECKED
APPROVED
DRAWN IN DSB/MIN
GEOMETRIC ELEV. 840.86 FT.
04



SYSTEM	ZONE #
101	F
102	G
103	H
	I

**THE UNIVERSITY of WESTERN ONTARIO**  
**PHYSICAL PLANT DEPARTMENT**

SCALE: 1/8" = 1'-0"

DATE: 08-09-08

DESIGNED BY: R. THOMAS

CHECKED BY: [Signature]

APPROVED BY: [Signature]

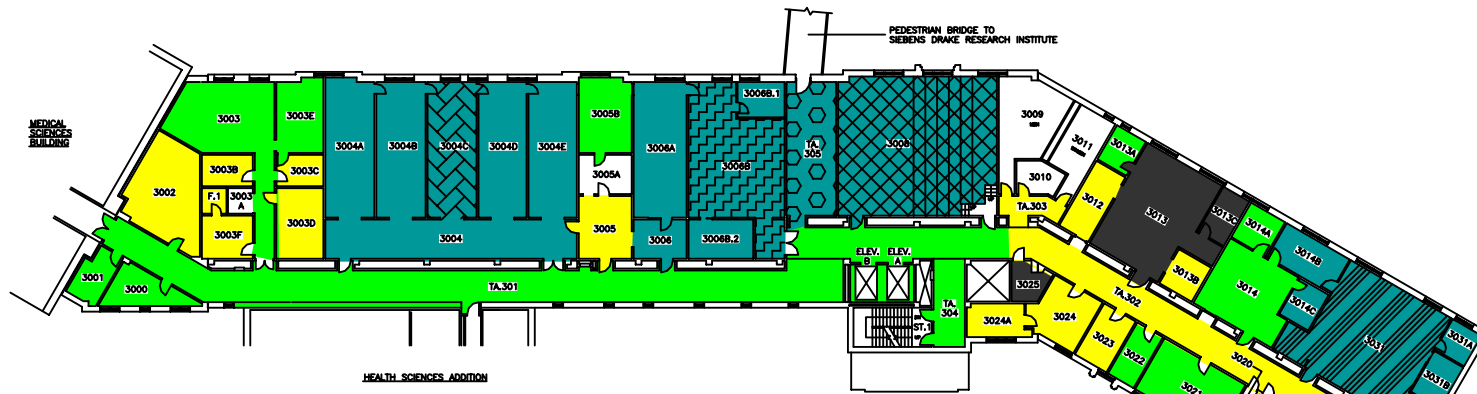
Facilities Engineering & Construction

SCALE: 1/8" = 1'-0"

MINIATURE FLOOR PLAN - LEVEL 06 (SECOND FLOOR)

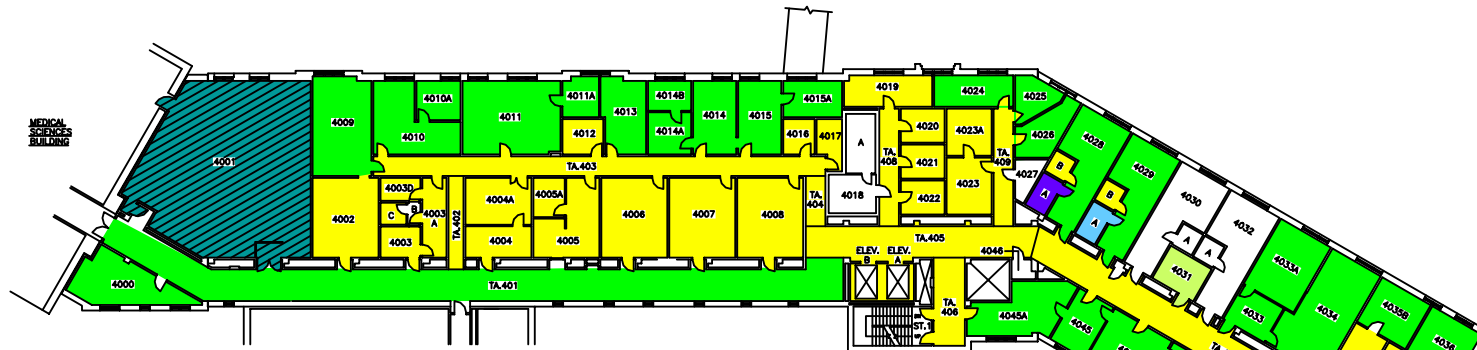
DENTAL SCIENCES BLDG.

05



HEALTH SCIENCES ADDITION

THIRD FLOOR

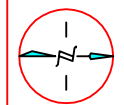


HEALTH SCIENCES ADDITION

FOURTH FLOOR

SYSTEM	ZONE #
102	A
103	B
107	C
108	D
109	E
110	F
111	

THE UNIVERSITY of WESTERN ONTARIO  
PHYSICAL PLANT DEPARTMENT



Facilities Engineering & Construction

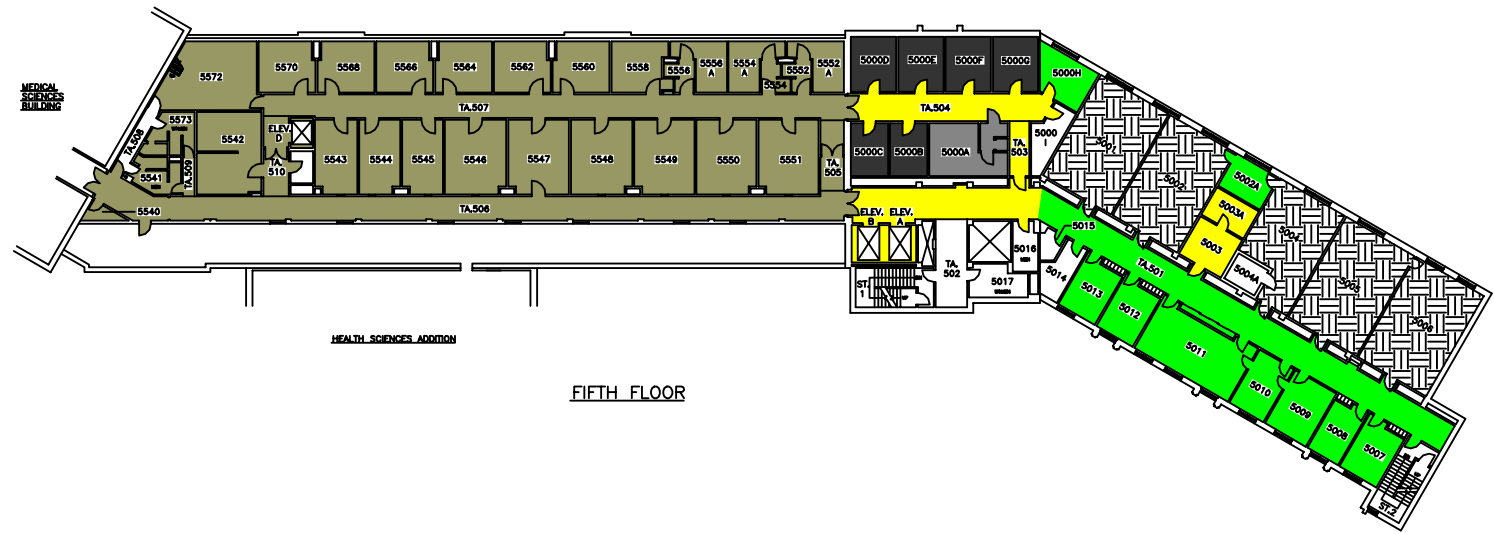
MINIATURE FLOOR PLANS - LEVELS 07 & 08  
(3RD AND 4TH FLOORS)

DENTAL SCIENCES BLDG.

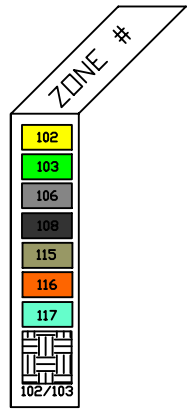
SCALE	98-01-22
DATE	R. THOMAS
DESIGNED BY	APPROVED BY
DRAWN BY	DSB/MIN
GEOMETRIC ELEV.	VARIABLE
WEST	06



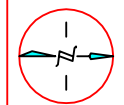
SIXTH FLOOR



FIFTH FLOOR



THE UNIVERSITY of WESTERN ONTARIO  
PHYSICAL PLANT DEPARTMENT



Facilities Engineering & Construction

SCALE 1" = 10' 1/8" 1/4" 1/2" 1" 2" 4" 8" 16" 32"  
MINIATURE FLOOR PLANS - LEVELS 09 & 10  
(5TH AND 6TH FLOORS)

DENTAL SCIENCES BLDG.

SCALE  
DATE 98-01-21  
DRAWN BY R. THOMAS  
CHECKED  
APPROVED  
DWG FILE NO. DSB/MIN  
GEOMETRIC BLEV. VARIES  
SHEET 07